



EAE



2025

ABOUT US



Since 2003, we, EAE Automotive Equipment Company Limited, with manufacturing facility in Wujiang and over 300 employees, focusing on passenger and commercial vehicle service lifts, have been one of the most professional players in the automotive aftermarket.

In recent years, we have taken great stride in market expansion both overseas and in China. With a complete range of passenger vehicle lifts under 8000KG load capacity and commercial vehicle service lifts under 80Tons that are manufactured in-house at our Wujiang manufacturing facility, our products and solutions have been commissioned in over 90 countries. In addition, we have been exceptionally successful in domestic passenger vehicle lift market, winning numerous awards, projects, approvals, and certifications from a number of car manufacturers.


However, because of our realizing that the market is ever changing and competition increasing, we never ignore our heavy focus in research and development, and product FMEA/longevity testing, product training, and demonstration of our products and solutions.

We hope that you join us in this journey, so that together we can bring our businesses to a new level of success.

EAE is not only your vehicle lift supplier, but your partner.



5/2/2 WARRANTY POLICY
 5 years for lift structure
 2 years for hydraulic components
 2 years for electrical parts



COMPANY EVENTS

2003

Founded

2004

Gradually obtained CE 、 ISO9001: 2000、 Australian WorkSafe、 GOST Russia certifications.



2007

Established manufacturing facility in Wujiang.



2008

Obtained Approval from GEA/VOSA UK for EAE's 4-Post Car Lift with optional play detector to be part of the MOT vehicle testing process in the UK.



2009

Launched 5.5T long platform scissor lift.



2012

Renamed Ever-Eternal to EAE (Everlift And Everet).



2014

Set up EAE UK branch office to begin trials and explorations of international operations.



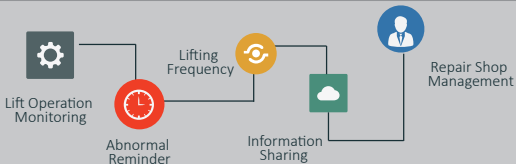
2018

Mobile Lifting Table, which designed for dismantling and fixing batteries of electric vehicles, successfully developed.



2020

Vehicle Lift Intelligent Management System successfully developed.



2022

A series of intelligent lifts were successfully launched, including mobile column vehicle lifts and new generation 2-post lift.

QUICKMULTI



QUICKMULTI



2024

Wider application of wireless lifting technology.







QUICKMULTI

CE

E25 5.0T



QUICKMULTI

CE

E28 8.0T



APSYM

NEW

CE

SYMMETRIC or ASYMMETRIC

62C 3.5T/4.2T



APSYM

CE

62C 5.0T/6.0T



APSYM

CE

62B 3.5T/4.2T/5.0T

One Hand Operation



CE

C9M/C10M 3.5T/4.2T



C9Z/C10Z 4.0T/4.5T



NEW

SYMMETRIC or ASYMMETRIC

C12 5.5T



CE

F9M/F10M 3.5T/4.2T



CE

6435S/B 4.0T/5.0T



CE

6435S/B 6.5T



CE

6435BWF 4.0T/5.0T



CE

6445P 4.0T



CE

MOT&ATL LIFTS



CE

PD/PD8

Axle load up to 4.0T
2014/45/EU

INDEX



MR35 3.5T



MS10 1.0T



LX35 3.5T



SCJ 3.0T



C€

MLH10/MLH10D 1.0T

Heavy Duty



HX150/HX300 15T/30T

Wireless
Easy and Convenient

Independent Columns
No Steel Ropes

HMI Screen
CE

QUICKMULTI



E25



E25
Type M Arms (Optional)



E25

INDEPENDENT TWO COLUMN LIFT

- Each column has an independent control and hydraulic power unit which provides adequate power for fast lifting and make it able to control at either side.
- HMI screen for setting networks and displaying crucial parameters.
- No interconnected ropes, hoses or wires between the two posts provides a free and unobstructed working space.
- Latch Detecting Device, Decide the movement through judging the status of the latch. Necessary for efficient parking at an expected height for chassis maintenance, transmission repair or changing.
- Synchronization is automatically achieved by wireless communication technology and deviation is only allowed within a safe range.
- Pure hydraulic drive, no lifting elements like lead screws, chains or wire ropes. Less maintenance cost in the long run.
- Less installation work and more adaptable to various spaces.
- More flexible three stage arms.
- Detecting device to identify the engagement and disengagement of the mechanical locking unit.
- Optional type-M arms to pick up from the Smart to the long wheelbase MPVs and Vans.



Intelligent Control System



HMI Screen
(Optional weight indicator)



Second Control Box

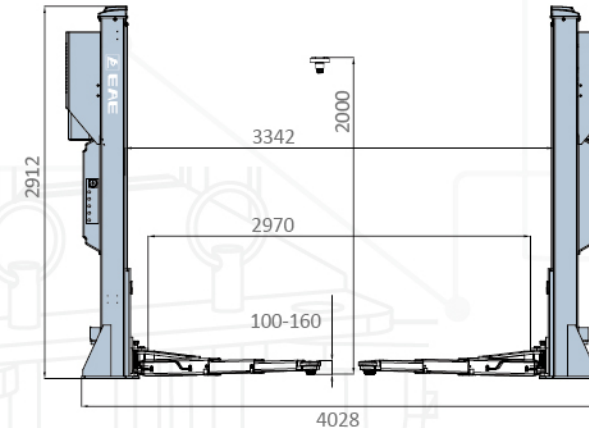


Height Limit Switch and
Displacement Sensor

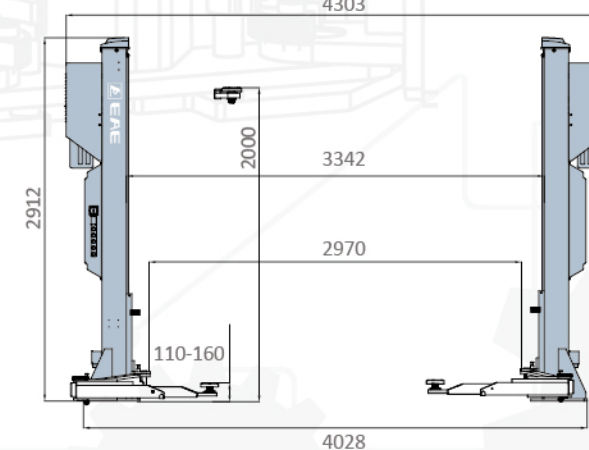
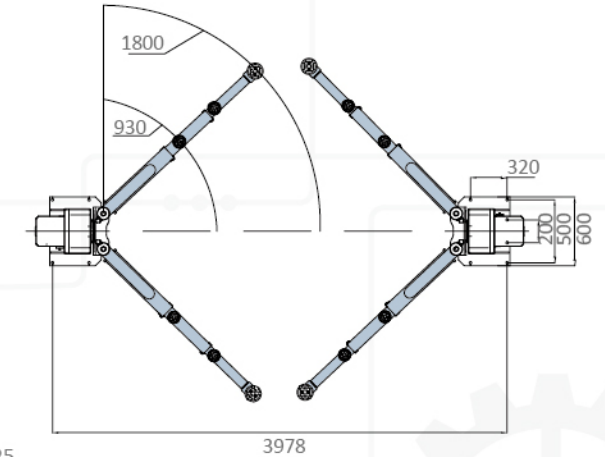


Four 3-Stage Arms

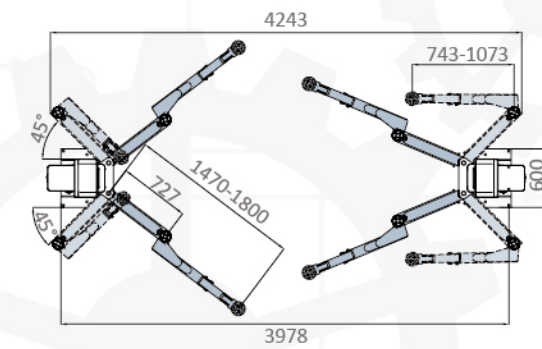
OVERALL DIMENSION



E25



E25
Type M Arms



TECHNICAL DATA

MODEL NO.	E25
Lifting capacity	5.0T
Max lifting height	2000mm
Min height	110mm
Lifting time	Approx. 25S
Motor	3.5kWx2
Drive-through width	2900-3300mm
Overall height	2912mm
Electricity supply	According To Customer Needs

* Max. Lifting height is measured with adjustable screw pads in highest position.
* Machine shown with optional equipment. Actual product appearance may differ.



Wireless
Easy and Convenient

Independent Columns
No Steel Ropes

HMI Screen
CE

QUIKMULTI



E28



E28
Type M Arms (Optional)

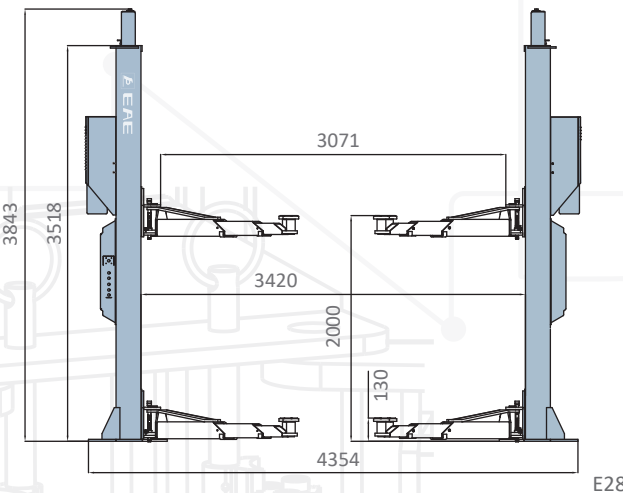


E28

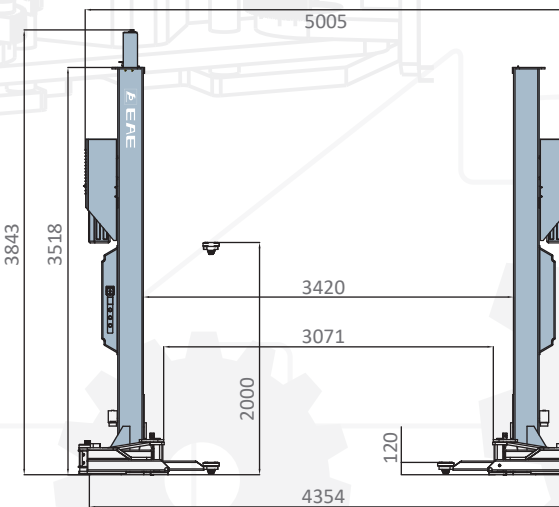
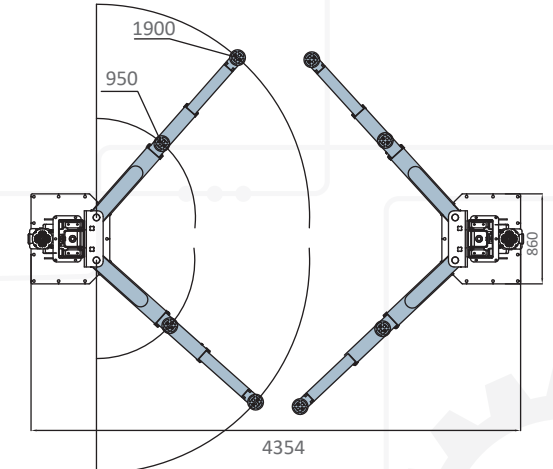
INDEPENDENT TWO COLUMN LIFT

- With the maximum capacity being up to 8.0T, it is especially suitable for lifting large Pick-ups, MPVs, Vans, medium buses and loaded vehicles.
- Each column has an independent control and hydraulic power unit which provides adequate power for fast lifting and make it able to control at either side.
- HMI screen for setting networks and displaying crucial parameters.
- No interconnected ropes, hoses or wires between the two posts provides a free and unobstructed working space.
- Latch Detecting Device, Decide the movement through judging the status of the latch. Necessary for efficient parking at an expected height for chassis maintenance, transmission repair or changing.
- Synchronization is automatically achieved by wireless communication technology and deviation is only allowed within a safe range.
- Pure hydraulic drive, no lifting elements like lead screws, chains or wire ropes. Less maintenance cost in the long run.
- Less installation work and more adaptable to various spaces.
- More flexible three stage arms.
- Detecting device to identify the engagement and disengagement of the mechanical locking unit.
- Optional type-M arms to pick up from the Smart to the long wheelbase MPVs and Vans.

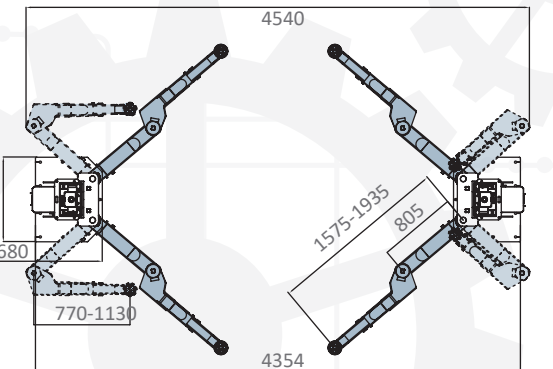
OVERALL DIMENSION



E28



E28
Type M Arms



TECHNICAL DATA


MODEL NO.	E28
Lifting capacity	8.0T
Max lifting height	2000mm
Min height	130mm
Lifting time	Approx. 50S
Motor	2.2kWx2
Drive-through width	2900-3300mm
Overall height	3843mm
Electricity supply	According To Customer Needs

* Max. Lifting height is measured with adjustable screw pads in highest position.

* Machine shown with optional equipment. Actual product appearance may differ.



Intelligent Control System



HMI Screen
(Optional weight indicator)



Second Control Box



Height Limit Switch and
Displacement Sensor



Four 3-Stage Arms

4.2T
Lifting Capacity

APS
Accurate Parking System

Asymmetric or Symmetric
Column Configuration



Symmetric



Asymmetric

25°



62C

ASYMMETRIC OR SYMMETRIC INSTALLATION

- Flexible installation height 3867mm/4300mm.
- With APS technology.
- Button control, easy and convenient.
- No additional spare parts are required, it can be installed symmetrically or asymmetrically, and the total height can also be adjusted.
- The arm locks engage and disengage automatically.
- Safety is double guaranteed both by mechanical latches and restrictive valves.
- Pre-fixed hydraulic pressure prevents overloading.
- Standard aluminum motor, no risks of overheating and longer service life.
- 24V safe control system.
- Vehicle roof protective device.
- Standard door protection pads to prevent possible damage to the door opened without caution.



24 Control Box



Auxiliary Control (Optional)



Strong Carriage and Arm Structure



M Arm(Optional)



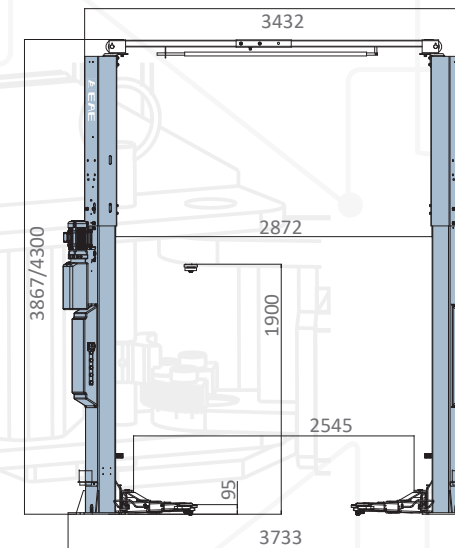
3-Stage Short Arm And 2-Stage Long Arm



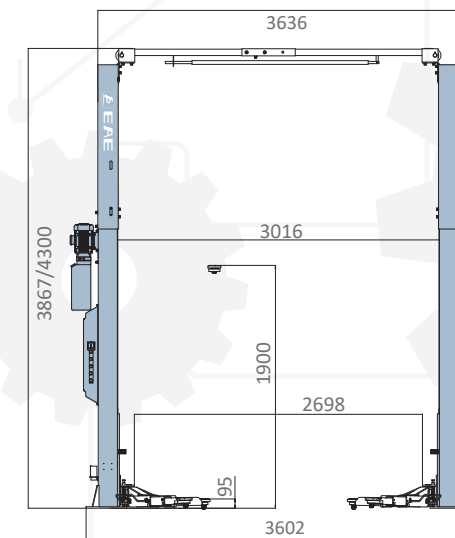
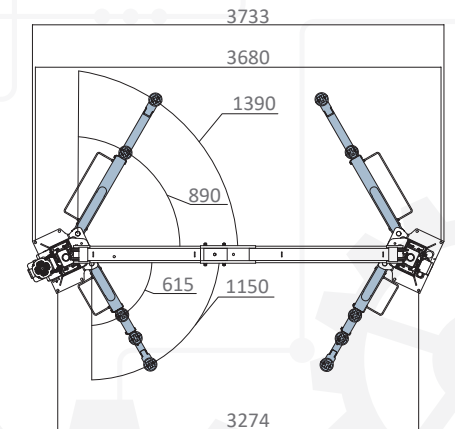
Accurate Parking System

Abbreviated as APS, it enables to efficiently park the lifted vehicle at exact height which is necessary for chassis maintenance, transmission repair or changing. Without this APS system, it is hard and also time-consuming to park exactly as each time you lower the vehicle, the carriage of the lift will rise to release the mechanical safety catch.

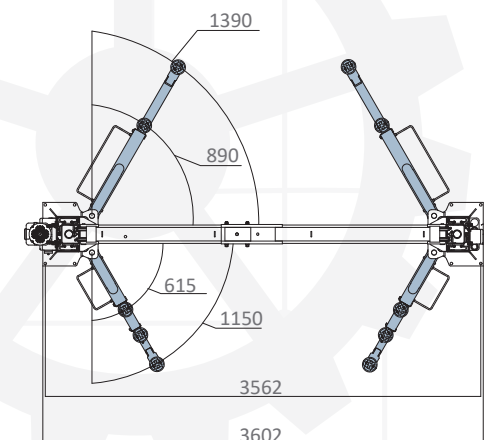
OVERALL DIMENSION



Asymmetric



Symmetric



TECHNICAL DATA

MODEL NO.	62C-35T/62C-42T	
Lifting capacity	3.5T/4.2T	
Structure Type	Asymmetric	Symmetric
Max. lifting height	1900mm	1900mm
Min height	95mm	95mm
Drive-through width	2545mm	2698mm
Lifting time	Approx. 35S	Approx. 35S
Motor	3.5kW/3ph	3.5kW/3ph
Electricity supply	According To Customer Needs	

* Max. Lifting height is measured with adjustable screw pads at highest position.

* Machine shown with optional equipment. Actual product appearance may differ.



6.0T
Max. Capacity

APS
Accurate Parking System
Technology By EAE

2000MM
Max. Lifting Height
with Standard SUV Adapters



62C-50T



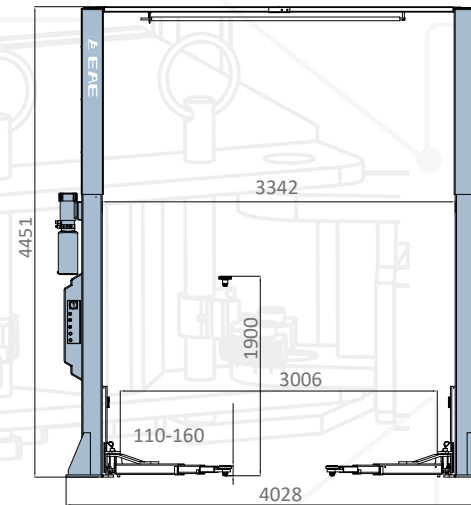
62C-60T

**62C****TWO POST LIFT WITH APS TECHNOLOGY**

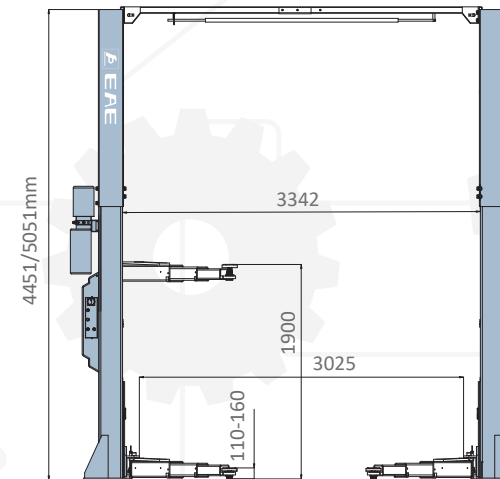
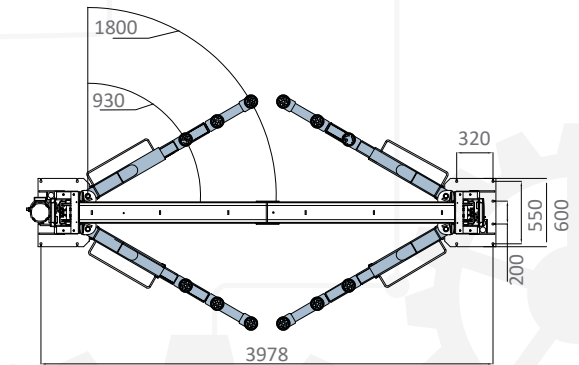
- Clear floor design for easy movement of maintenance equipment under the raised vehicle.
- With APS technology.
- 1900mm lifting height.
- 5.0T/6.0T lifting capacity.
- Durable cylinders in each column carry with anti-surge valves.
- Screw-up lifting pads with clearance height less than 100mm.
- The arm locks engage and disengage automatically.
- More flexible three stage arms.
- Vehicle roof protective device.
- Standard aluminum motor avoids overheating and ensures long service life.
- Durable powder coating.
- Standard door protection pads to prevent possible damage when open the door without caution.
- Standard column curtain.
- Pre-fixed hydraulic pressure prevents overloading operation.
- ABS control box with rubber gasket sealing.
- CE certificated.

**Accurate Parking System**

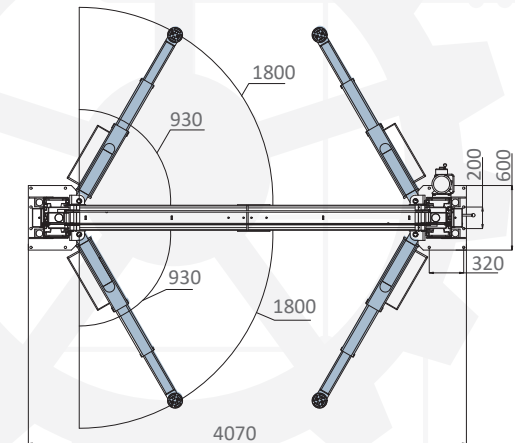
Abbreviated as APS, it enables to efficiently park the lifted vehicle at exact height which is necessary for chassis maintenance, transmission repair or changing. Without this APS system, it is hard and also time-consuming to park exactly as each time you lower the vehicle, the carriage of the lift will rise to release the mechanical safety catch.

OVERALL DIMENSION

62C-50T



62C-60T



24 Control Box




Aluminum Motor

3-Stage Short Arm And 2-Stage Long Arm
(62C-50T)**TECHNICAL DATA**

MODEL NO.	62C-50T	62C-60T
Lifting capacity	5.0T	6.0T
Max. lifting height	1900mm	1900mm
Overall height	4451mm	4451/5051mm
Min. height	110mm	110mm
Drive-through width	3006mm	3025mm
Lifting time	Approx. 35S	Approx. 55S
Motor	3.5kW/3ph	3.5kW/3ph
Electricity supply	According To Customer Needs	

* Max. Lifting height is measured with adjustable screw pads at highest position.

* Machine shown with optional equipment. Actual product appearance may differ.



5.0T
Max. Capacity

APS
Accurate Parking System
Technology By EAE

2000MM
Max. Lifting Height
with Standard SUV Adapters



62B-35T/42T




62B-50T



62B

TWO POST LIFT WITH APS TECHNOLOGY

- Base Plate type for low ceiling workshops and garages.
- With APS technology.
- 1900mm lifting height.
- 3.5T/4.2T/5.0T lifting capacity.
- Durable cylinders in each column carry with anti-surge valves.
- Screw-up lifting pads with clearance height less than 100mm.
- 3-stage short arm and 2-stage long arm. (62B-35T/62B-42T)
- More flexible three stage arms.(62B-50T)
- The arm locks engage and disengage automatically.
- Standard aluminum motor avoids overheating and ensures long service life.
- Durable powder coating.
- Standard door protection pads to prevent possible damage when open the door without caution.
- Standard column curtain.
- Pre-fixed hydraulic pressure prevents overloading operation.
- ABS control box with rubber gasket sealing.
- CE certificated.



Strong Carriage and Arm Structure



24 Control Box



Chain support with
derailment protection



Round Screw-up Lifting Pad



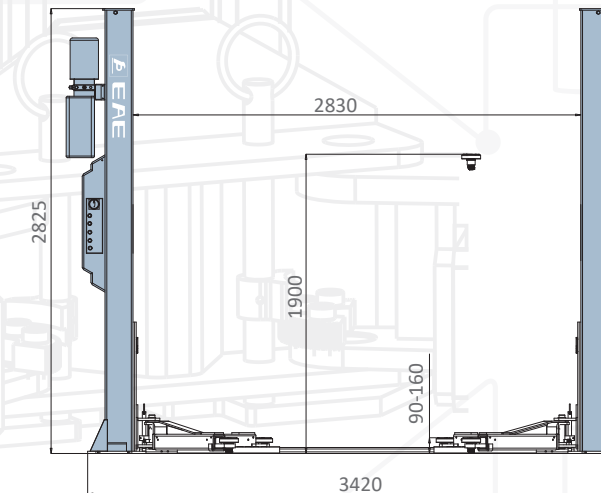
3-Stage Short Arm And 2-Stage Long Arm(62B 3.5T/4.2T)



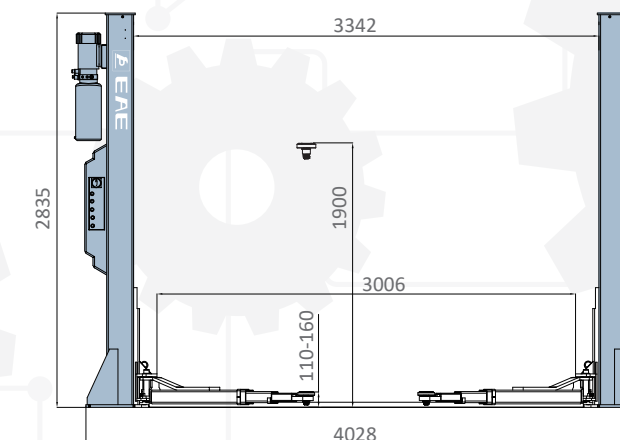
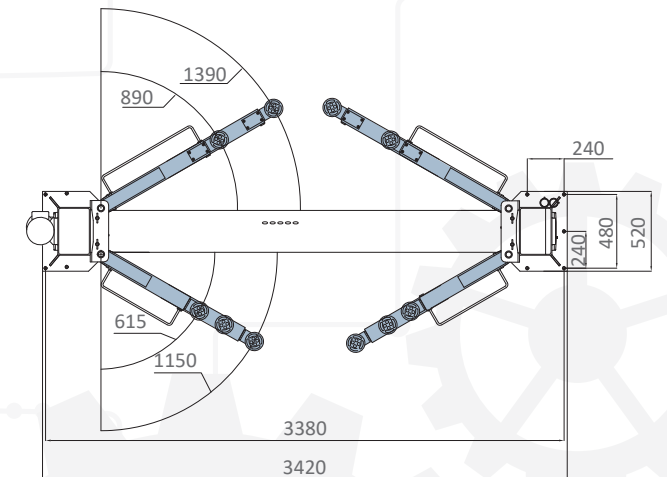
Accurate Parking System

Abbreviated as APS, it enables to efficiently park the lifted vehicle at exact height which is necessary for chassis maintenance, transmission repair or changing. Without this APS system, it is hard and also time-consuming to park exactly as each time you lower the vehicle, the carriage of the lift will rise to release the mechanical safety catch.

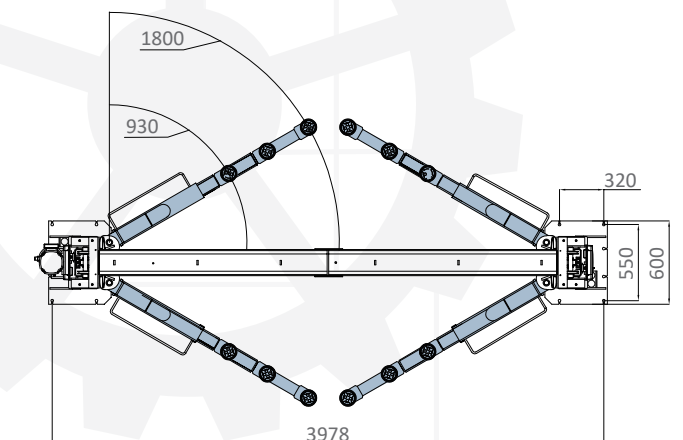
OVERALL DIMENSION



62B-35T/42T



62B-50T



TECHNICAL DATA

MODEL NO.	62B-35T/62B-42T	62B-50T
Lifting capacity	3.5T/4.2T	5.0T
Max. lifting height	1900mm	1900mm
Overall height	2825mm	2835mm
Min. height	90mm	110mm
Drive-through width	2558mm	3006mm
Lifting time	Approx. 35S	Approx. 40S
Motor	3.5kW/3ph	3.5kW/3ph
Electricity supply	According To Customer Needs	

* Max. Lifting height is measured with adjustable screw pads at highest position.

* Machine shown with optional equipment. Actual product appearance may differ.



3.5T/4.2T
Lifting Capacity

Simply Pull Down One Handle
For Lowering



C9M/C10M

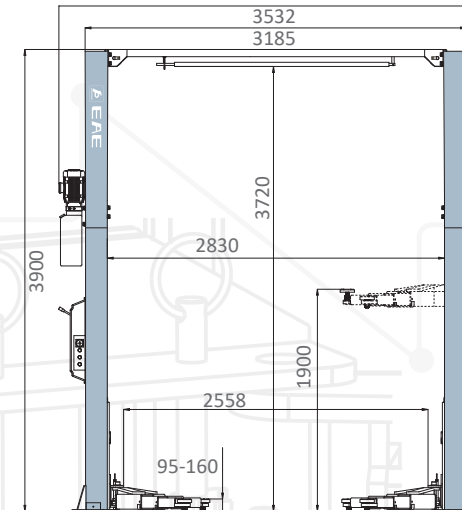


C9M/C10M

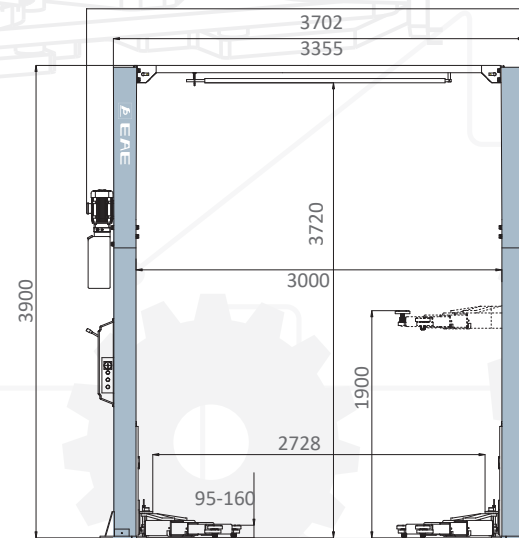
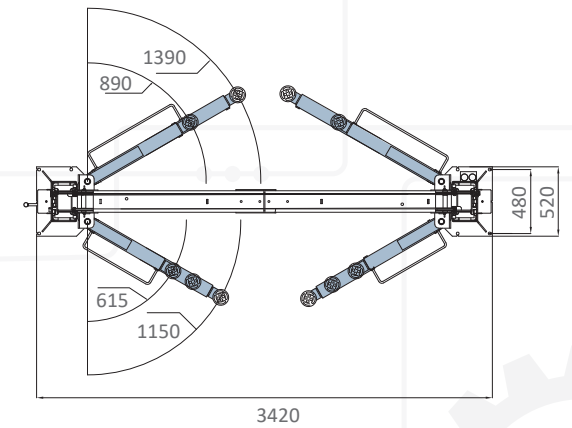
ONE HAND OPERATION TWO POST LIFT

- Clear floor design for easy movement of maintenance equipment under the raised vehicle.
- Simply push one button for lowering.
- Cylinder straight top device, run more smoothly.
- The arm locks engage and disengage automatically.
- Users' safety is double guaranteed by using both mechanical latches and restrictive valves.
- Durable cylinders in each column with anti-surge valves.
- With vehicle roof protection. The power system switches off when vehicle roof touches the rubber protected overhead bar.
- Pre-fixed hydraulic pressure prevents overloading operation.
- Standard column curtain.
- 24V safe control system.
- 3-stage short arm and 2-stage long arm.

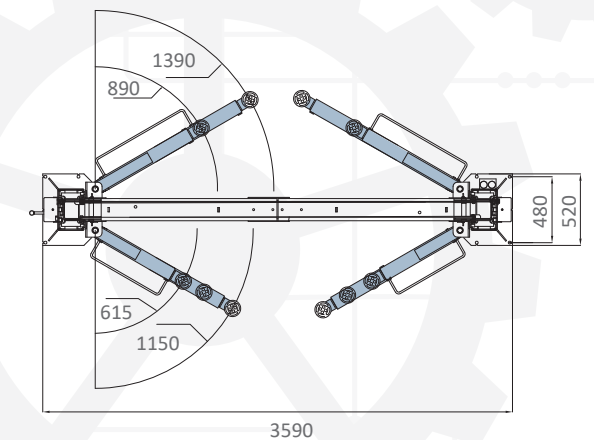
OVERALL DIMENSION



C9M



C10M




TECHNICAL DATA

MODEL NO.	C9M	C10M
Lifting capacity	3.5T	4.2T
Max. lifting height	1900mm	1900mm
Min. height	95mm-160mm	95mm-160mm
Lifting time	Approx.55S	Approx.55S
Motor	2.2kW	2.2kW
Drive-through width	2558mm	2728mm
Overall width	3420mm	3590mm
Inside Column	2830mm	3000mm
Electricity supply	According To Customer Needs	

* Max. Lifting height is measured with adjustable screw pads at highest position.
* Machine shown with optional equipment. Actual product appearance may differ.



Handle for Release & Descent



Strong Carriage and Arm Structure



Easier for making both sides work synchronously



Aluminum Motor



3-Stage Short Arm And 2-Stage Long Arm

4.0T/4.5T/5.5T

Lifting Capacity

Simply Pull Down One Handle

For Lowering



C9Z/C10Z



C12
Asymmetric or Symmetric

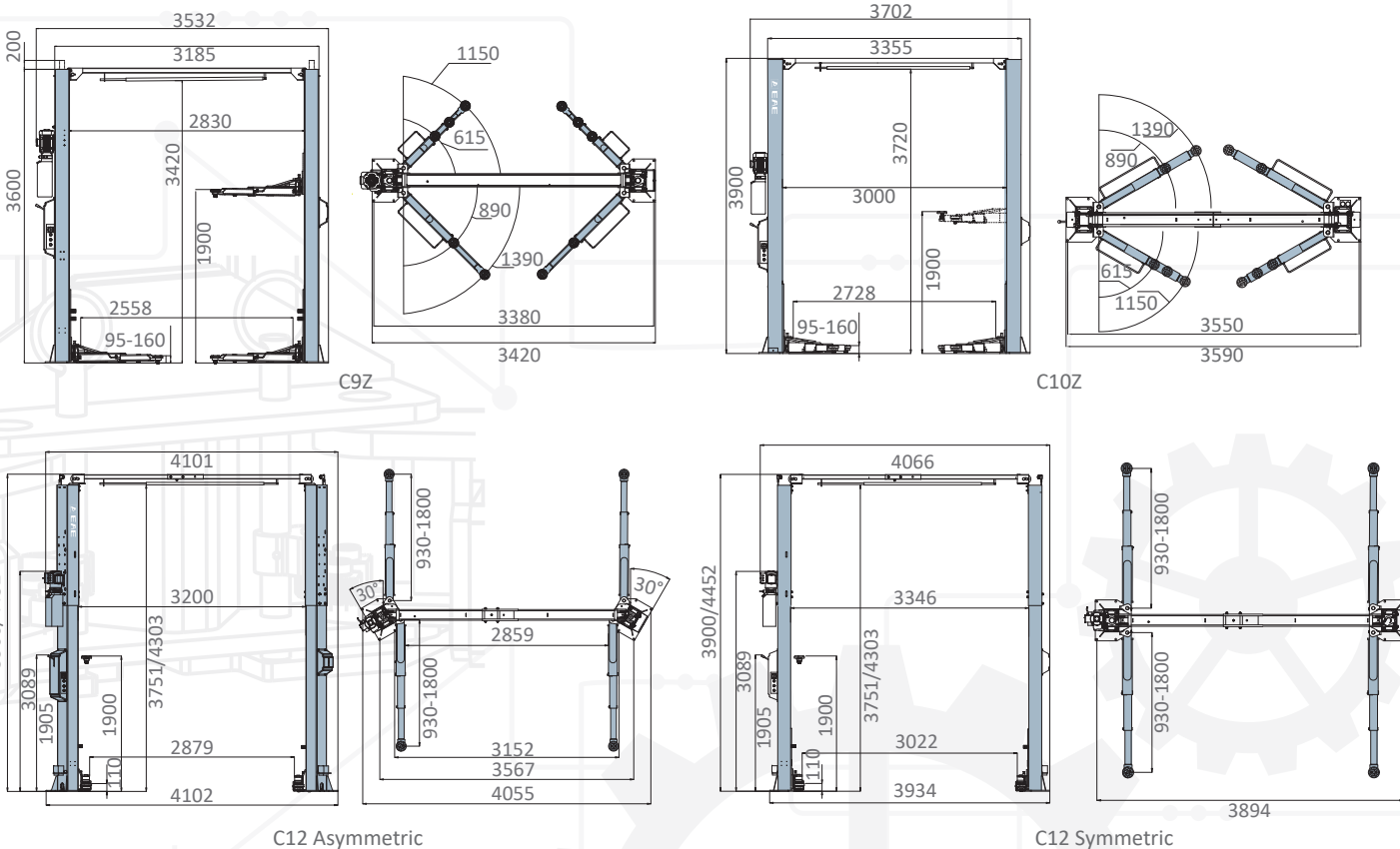


C9Z/C10Z/C12

ONE HAND OPERATION TWO POST LIFT

- 4.0T/4.5T/5.5T lifting capacity.
- Simply push one button for lowering.(C9Z/C10Z)
- Single side mechanical lock release.(C12)
- Cylinder straight top device, run more smoothly.
- The arm locks engage and disengage automatically.
- Users' safety is double guaranteed by using both mechanical latches and restrictive valves.
- Durable cylinders in each column with anti-surge valves.
- With vehicle roof protection.The power system switches off when vehicle roof touches the rubber protected overhead bar.
- Standard door protection pads to prevent possible damage to the door opened without caution.
- Pre-fixed hydraulic pressure prevents overloading operation.
- Standard chain protection curtain.
- 3-stage short arm and 2-stage long arm.(C9/C10)
- More Flexible Three Stage Arms.(C12)

OVERALL DIMENSION



TECHNICAL DATA

MODEL NO.	C9Z	C10Z	C12 Asymmetric	C12 Symmetric
Lifting capacity	4.0T	4.5T	5.5T	5.5T
Max lifting height	1900mm	1900mm	1900mm	1900mm
Min height	95mm	95mm	110mm	110mm
Lifting time	Approx.55S	Approx.55S	Approx.55S	Approx.55S
Capacity of motor	2.2kW	2.2kW	2.2kW	2.2kW
Overall Height	3600mm+200mm	3900mm	3900/4452mm	3900/4452mm
Drive through width	2558mm	2728mm	2879mm	3022mm
Electricity supply	According To Customer Needs			

* Max. Lifting height is measured with adjustable screw pads at highest position.
 * Machine shown with optional equipment. Actual product appearance may differ.



Handle for Release & Descent

Strong Carriage and Arm Structure

3-Stage Short Arm And 2-Stage Long Arm (C9Z/C10Z)

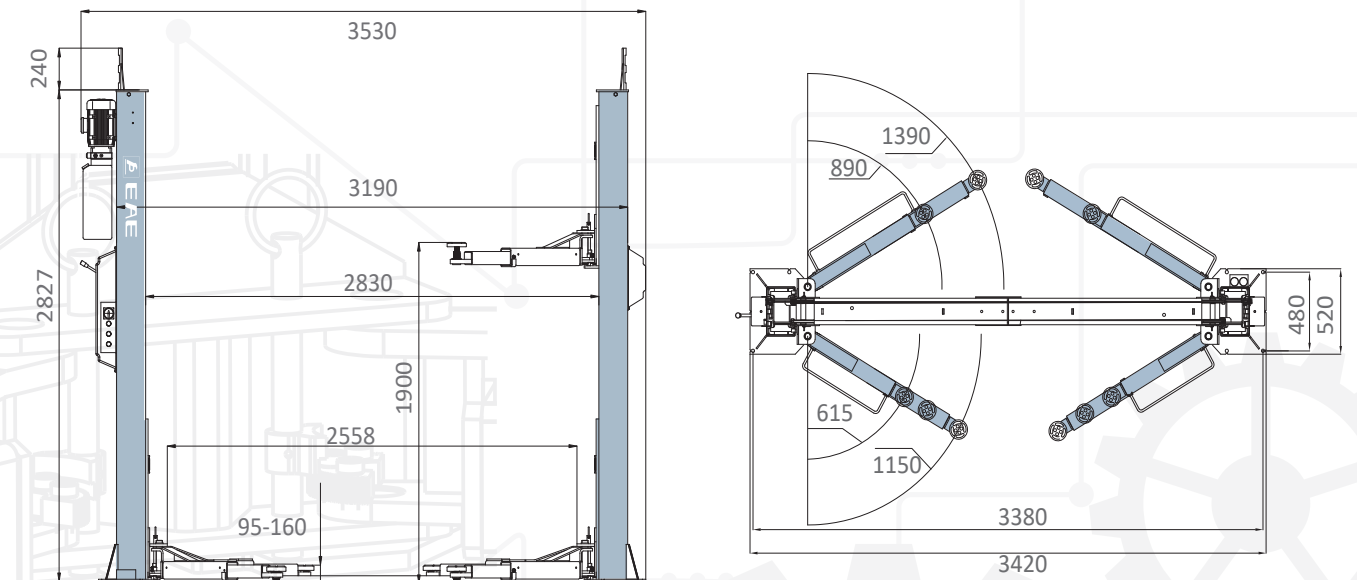


3.5T/4.2T
Lifting Capacity

Simply Pull Down One Handle
For Lowering



OVERALL DIMENSION



F9M/F10M

TECHNICAL DATA

MODEL NO.	F9M/F10M
Lifting capacity	3.5T/4.2T
Max. lifting height	1900mm
Min. height	95mm-160mm
Lifting time	Approx.55S
Capacity of motor	2.2kW
Overall Height	2827mm+240mm
Drive through width	2558mm
CE certification	✓
Electricity supply	According To Customer Needs

* Max. Lifting height is measured with adjustable screw pads at highest position.
* Machine shown with optional equipment. Actual product appearance may differ.




F9M/F10M

ONE HAND OPERATION TWO POST LIFT

- Simply push one button to engage the mechanical safety locking unit.
- Durable cylinders in each column with anti-surge valves.
- Standard door protection pads to prevent possible damage to the door opened without caution.
- Pre-fixed hydraulic pressure prevents overloading operation.
- Standard column curtain.
- 24V safe control system.
- 3-stage short arm and 2-stage long arm.



Handle for Release & Descent



Strong Carriage and Arm Structure




Aluminum Motor



Round Screw-up Lifting Pad



3-Stage Short Arm And 2-Stage Long Arm





SERIES	Structure Type	E		F		C				62BE				62CE			
		Independent Columns	E28	Baseplate/Manual/One Side	F9M	F10M	C9M	C10	C10M	C12	62BE.35T	62BE.42T	62BE.50T	Clearfloor/Electrical Release	62CE.35T	62CE.42T	62CE.50T
Lifting Capacity (T)		E25	5.0	8.0	3.5	4.2	4.0	3.5	4.2	5.5	3.5	4.2	5.0	4.2	3.5	4.2	5.0
CE CERTIFICATION			CE	CE	CE	CE	CE	CE	CE	CE	CE	CE	CE	CE	CE	CE	CE
LOCK RELEASE (E-Electrical M-Manual O-One side)		E	E	M	M	M	M	M	M	M	E	E	E	E	E	E	E
APS (Accurate parking system)																	
Motor			2.2KW	2.2KW	2.2KW	2.2KW	2.2KW	2.2KW	2.2KW	2.2W	3.5KW	3.5KW	3.5KW	3.5KW	3.5KW	3.5KW	3.5KW
2-stage long arm (mm)				● 890-1390	● 890-1390	● 890-1390	● 890-1390	● 890-1390	● 890-1390		● 890-1390	● 890-1390	● 890-1390	● 890-1390	● 890-1390	● 890-1390	● 890-1390
3-stage short (mm)				● 615-1150	● 615-1150	● 615-1150	● 615-1150	● 615-1150	● 615-1150		● 615-1150	● 615-1150	● 615-1150	● 615-1150	● 615-1150	● 615-1150	● 615-1150
Four Three Stage Arm(mm)			● 930-1800	● 950-1800						● 900-1800			● 930-1800			● 930-1800	● 930-1800
Overall Height (mm)			2912	3518+325	2827+240	2827+240	3600+200	3900	3900	3900/4452	2825	2825	2835	3867/4300	3867/4300	3867/4300	4451/5051
Max. Lifting Height (mm) (With adjustable screw pads in highest position)			2000	2000	1900	1900	1900/1800	1900	1900	1900	1900	1900	1900	1900	1900	1900	1900
Min. Lifting Height (mm) (With adjustable screw pads in lowest position)			100	130	95	95	95	95	95	110	90	90	110	95	95	110	110
Thin arm 85mm Min. Lifting Height																	
Overall Width (mm)			4028	4354	3420	3420	3420	3420	3590	4055/3894	3420	3420	4028	3602/3733	3602/3733	3602/3733	4028
Inside Column (mm)			3342	3420	2830	2830	2830	2830	3000	3200/3346	2830	2830	3342	3016/2872	3016/2872	3016/2872	3342
Drive through (mm)			2970	3071	2558	2558	2558	2558	2728	2879/3022	2558	2558	3006	2698/2545	2698/2545	2698/2545	3025
lifting Time (s)			Approx. 25S	Approx. 50S	Approx. 55S	Approx. 55S	Approx. 55S	Approx. 55S	Approx. 55S	Approx. 55S	Approx. 35S	Approx. 35S	Approx. 40S	Approx. 35S	Approx. 35S	Approx. 35S	Approx. 55S
Wheel support adapter																	
Elbow Arm																	
Type M Arm																	
Auxiliary Control																	
Rated oil pressure																	
Power Supply																	

Recommend Supply 110/220/240/380/415V (1/3 Phase) According to Customer Needs

● Standard ● Optional

6.5T
Max. Capacity

6028MM
Max. Platform Length

User friendly
Electrical Lock Release (E version)



6435B
(with an optional rolling jack)



Motor Housing



Oil Hose Protection

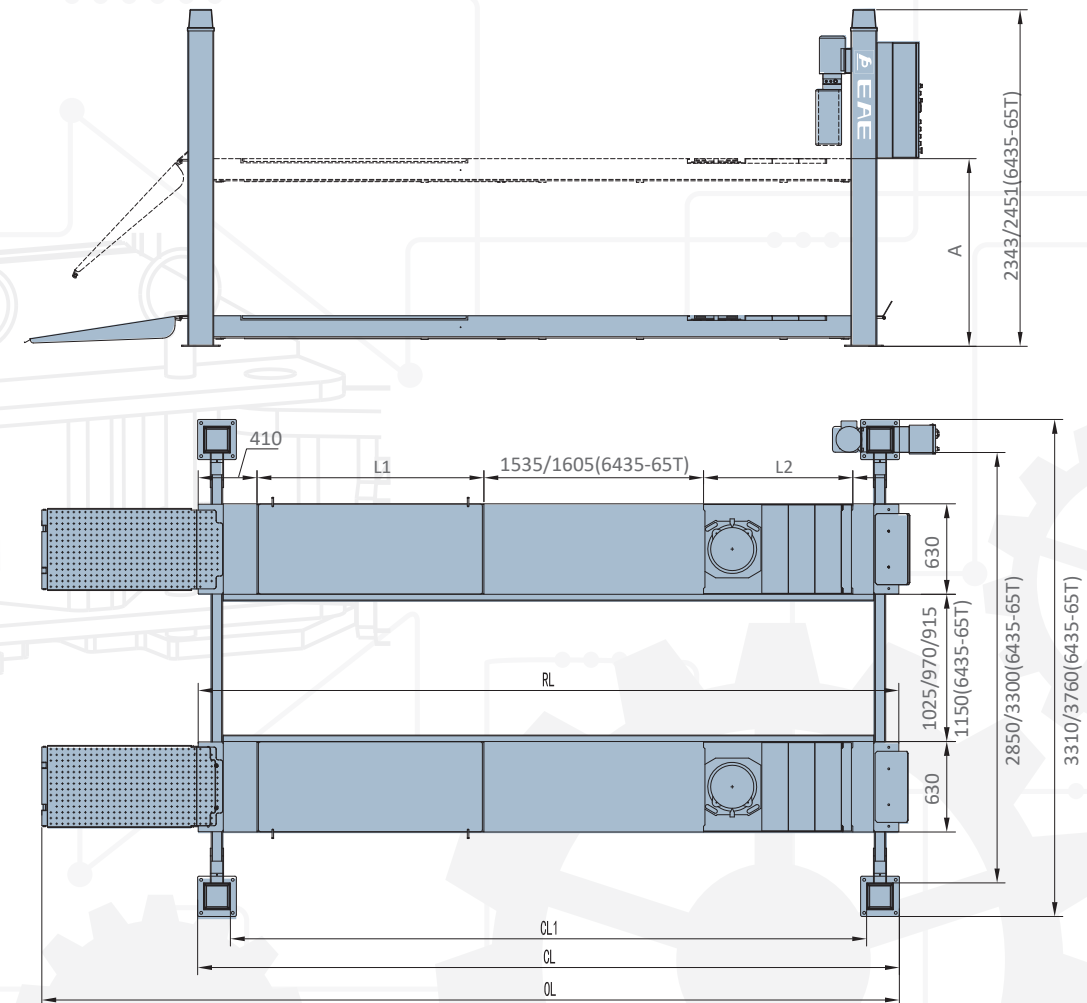


6435S/B


FOUR POST LIFT

- Reliable mechanical safety locking system.
- Avoid rapid descending caused by leakages of hydraulic system by applying FLOW-CONTROL technique.
- The max. height switch limits the travel of runways and ensures cylinders work within the stroke.
- Protect against pinching and shearing using alarming buzzer in descending process.
- 24V safety control voltage.
- Reliable electrical release for easy and efficient use. (E version)
- Adjustable PD positions can accommodate different types of vehicle.
- Compact quick plug for electrical connection releases installers from too many wires and terminals and make initial installation much more efficient. Save more than 70% time on wire connection.
- Low profile runway is convenient for driving on and off and less demanding on space.
- The width between the platform can be adjust to 1150, 1025, 970, 915mm when installing.

OVERALL DIMENSION



- S Flat platforms
- B Platforms with front recesses and rear slip plates
- BPD Platforms with front recesses, play detector, and rear slip plates.



TECHNICAL DATA

Model No.	Lifting capacity	Max. lifting height(A)	L1	L2	RL	CL1	CL	OL
6435S-48L	4.0T/5.0T	180-1830	N/A	N/A	4880	4438	4888	5948
6435S-52L					5280	4838	5288	6348
6435S-57L					5780	5338	5788	6848
6435B-48L	4.0T/5.0T	180-1830	1580	970	4880	4438	4888	5948
6435B-52L			1980		5280	4838	5288	6348
6435B-57L			2280		5780	5338	5788	6848
6435BPD-48L	4.0T/5.0T	180-1830	1580	970	4880	4438	4888	5948
6435BPD-52L			1980		5280	4838	5288	6348
6435BPD-57L			2280		5780	5338	5788	6848
6435S-65T	6.5T	225-1850	2280	1370	6000	5540	6028	7300
6435B-65T		265-1900						


5.0T
Max. Capacity

3000MM
Between Columns for 3D Aligning

Wheel Free Lift
Standard 4.0T



Motor Housing



Slip Plate



Wheel Free Jack (4000kg)



Oil Hose Protection



Solid and Robust Cable Pulleys

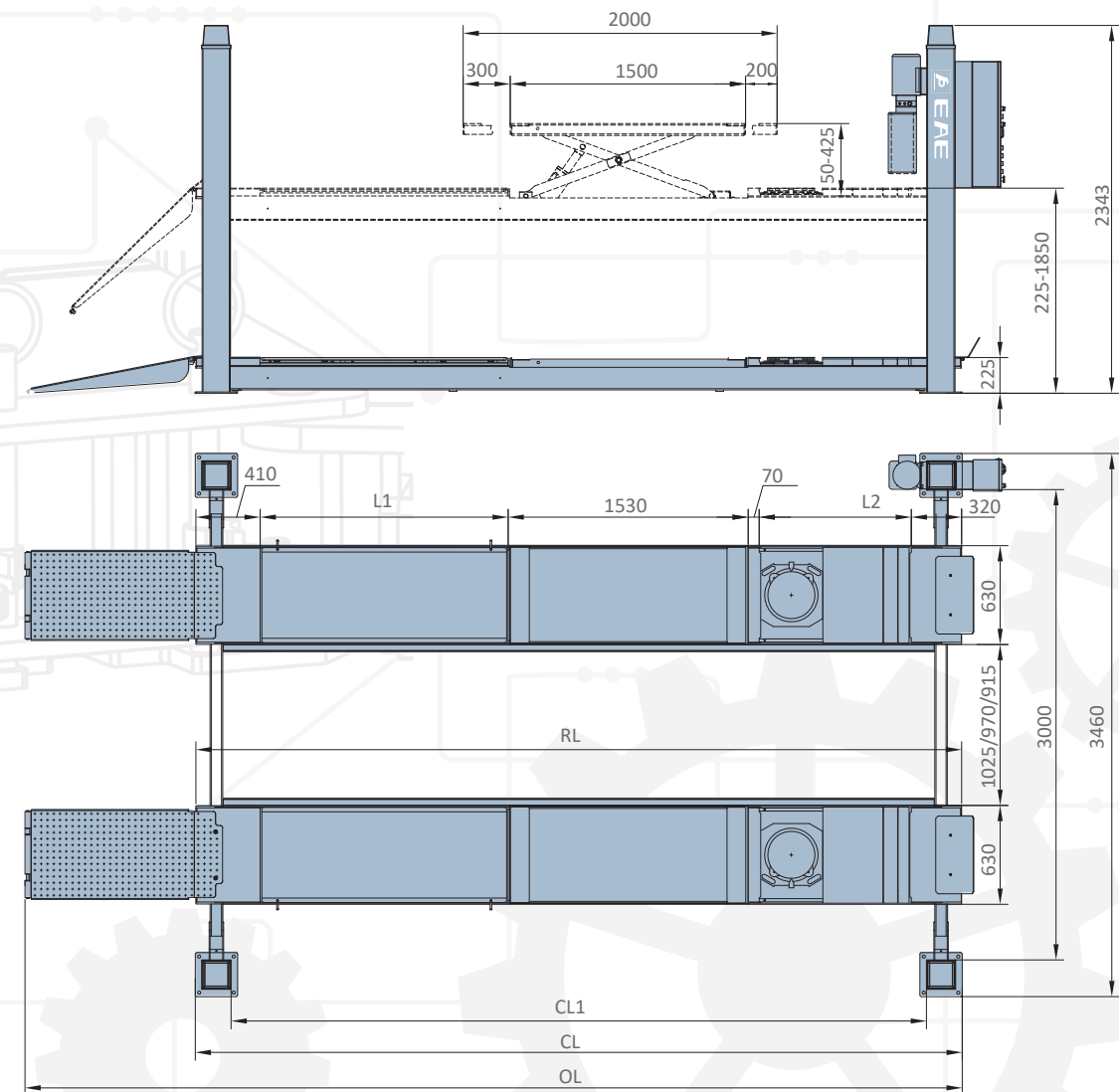


6435BWF

FOUR POST LIFT

- 4.0T/5.0T lifting capacity.
- Built-in wheel free jack has a max capacity of 4000kg and is extendable in length.
- Long slip plate and adjustable turntable positions accommodate different kinds of wheelbases.
- Electrical release, just press UP and DOWN button to control the lift.
- Wide platforms for easier driving on and off.
- 3000mm distance between two columns compatible to 3D wheel aligner.
- The great planeness of runways is perfect for high accurate wheel aligning.
- Driving-on ramps with polymer rollers.
- Reserved tracks on platforms fit for optional rolling jacks.
- Low profile runway allows the vehicles drive on and off conveniently.
- 24V safe control system.
- Solid and robust cable pulleys.
- Self-lubricated bushing and bearing.
- Platforms non-synchronization alarming system.
- Safety device works immediately in case a rope slacks or fails.
- Alarm buzzer for safe descending.
- Aluminum motor with fan on top to avoid overheating caused by long time working.

OVERALL DIMENSION



TECHNICAL DATA

Model No.	Lifting capacity	Max. lifting height	L1	L2	RL	CL1	CL	OL
6435BWF-48L	4.0T/5.0T	1850	1580	970	4880	4438	4888	5970
6435BWF-52L			1980		5280	4838	5288	6370
6435BWF-57L	5.0T		2280	1170	5780	5338	5788	6870



4.0T

Lifting Capacity


1970MM

Under Platform Clearance

4900MM

Longer Runways





Drive-On Ramp



Standard Oil Drip Pan



Safety Ratchet



Mechanised Safety Locking Unit



Release Handle and holder



Standard Tool Tray



Cylinder Support



Double Sheave Pulley

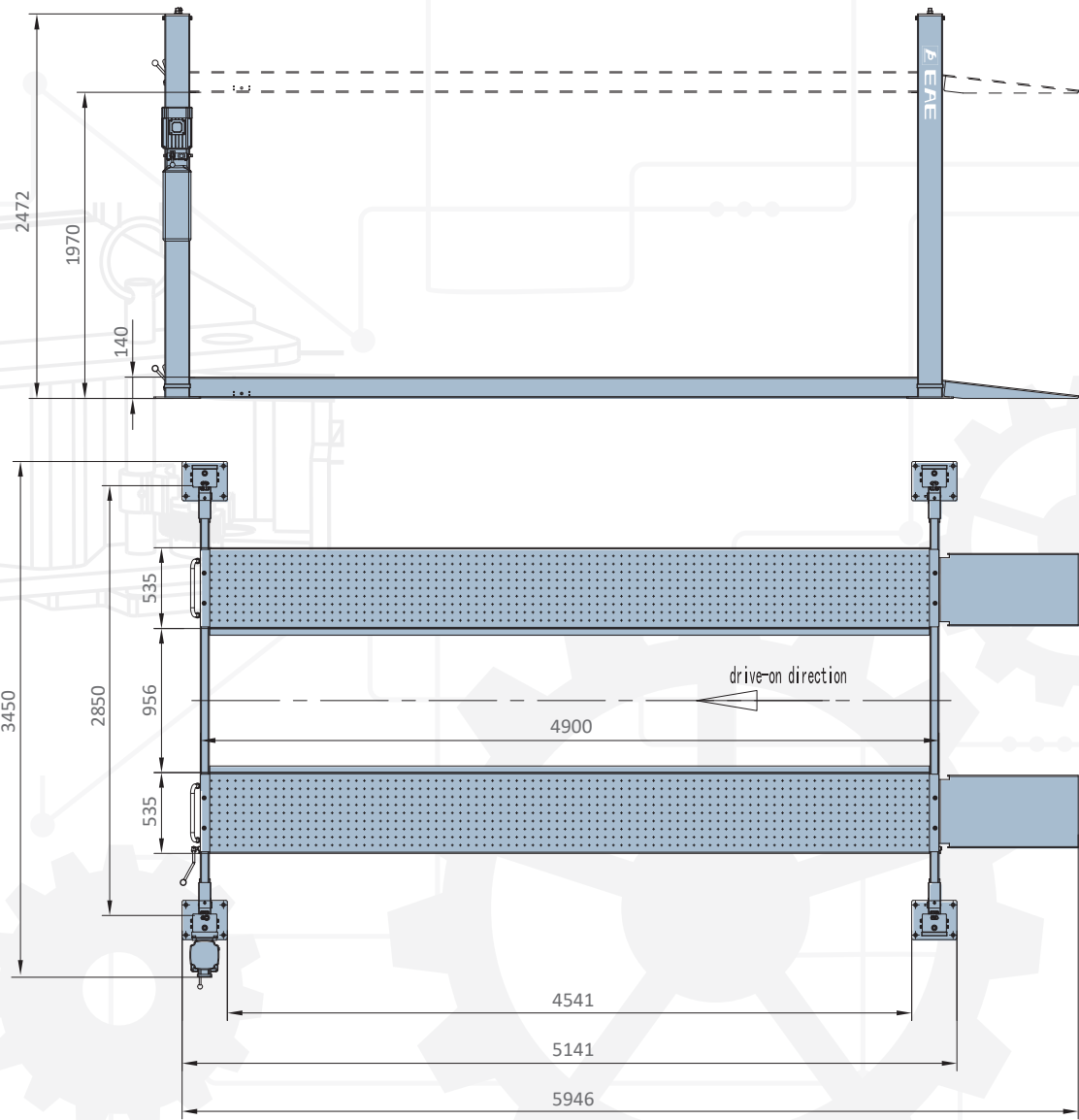


6445P

PARKING LIFT

- 4.0T lifting weight, 1970mm lifting height, 4900mm runway length can meet your various parking needs for most of cars, SUVs or pickup trucks.
- Min. 140mm low profile runway which is essential for parking low chassis sports car.
- Simple but reliable design. User friendly, easy on-site installation and less demanding on foundation.
- Standard oil drip pan and jack tray.
- Optional mobile kits for easier removal and installation.
- Optional aluminum alloy decking make the parking area as a whole. Small vehicles like motorcycle, ATV, lawn mower can park on it.
- One side release for safety locks, easy for descent operation.
- Self-lubricating pulleys and pre-tensioned wire rope for extended service life.
- Mechanical locks automatically engaged into position in ascending process.
- Out of level protection, safe and reliable.

OVERALL DIMENSION



TECHNICAL DATA

MODEL NO.	6445P
Lifting capacity	4.0T
Max. lifting height	1,970mm
Min. height	140mm
Post height	2472mm
Lifting time	Approx. 65S
Weight	1150kg
Ceiling height requirements	≥3800mm
Motor	2.2kW
Electricity supply	According To Customer Needs

* Machine shown with optional equipment. Actual product appearance may differ.





6435BPD 4.0T/5.0T



HX50BPD 5.0T



Play Detector

Features of Automobile Suspension Steering System Clearance Tester

It is convenient to check parts fit clearance of automobile suspension steering system. Make sure the front or rear wheels on top of two test boards. Manipulate the two test boards by the switches on the handheld remote control, or the PD remote-control unit, move left and right or rotate. It can easily figure out the clearance of pull rod, ball head, steering arms, wheel bearing, etc.

High quality steel, high intensity body, good brand hydraulic spare parts, stable and reliable performance. The clearance tester adopts hydraulic drive. Deck plate can move smoothly under the action of hydraulic pressure, with great displacement force. Lighting and control switch on the handheld remote control, easy to control and observe.

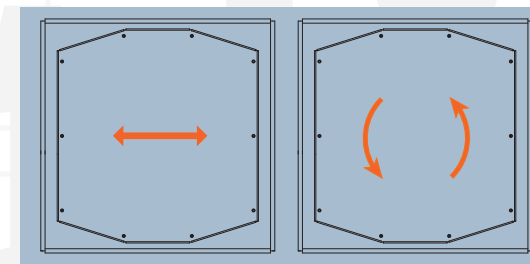
This product is especially suitable for monitoring station, routine inspection station in car dealerships, repair shops, etc.



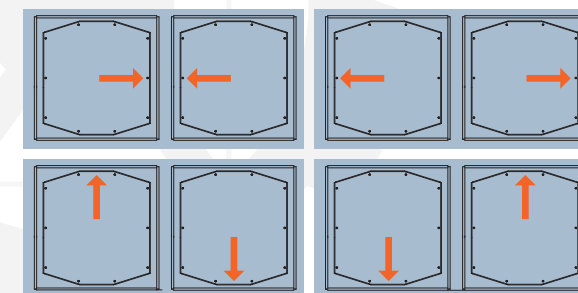
FOUR POST LIFT



Move Route of Play Detector



PD




PD8

TECHNICAL DATA

Model NO.	PD	PD8
Maximum axle weight	3.0T	4.0T
Maximum wheel weight	1.5T	2.0T
Maximum displacement	±35mm	±50mmx2
Dimensions platform (LxW)	630x630mm	620x545mm
Two Plates Inner Width x Outer Width	840x2120mm	935x2365mm
Maximum plate rotation	±14°	/
Motor	2.2kW	
Working Mode	Hydraulic Drive	
Electrical supply	According To Customer Needs	

* Machine shown with optional equipment. Actual product appearance may differ.



4.0T
Lifting Capacity

130MM
Drive-on Height

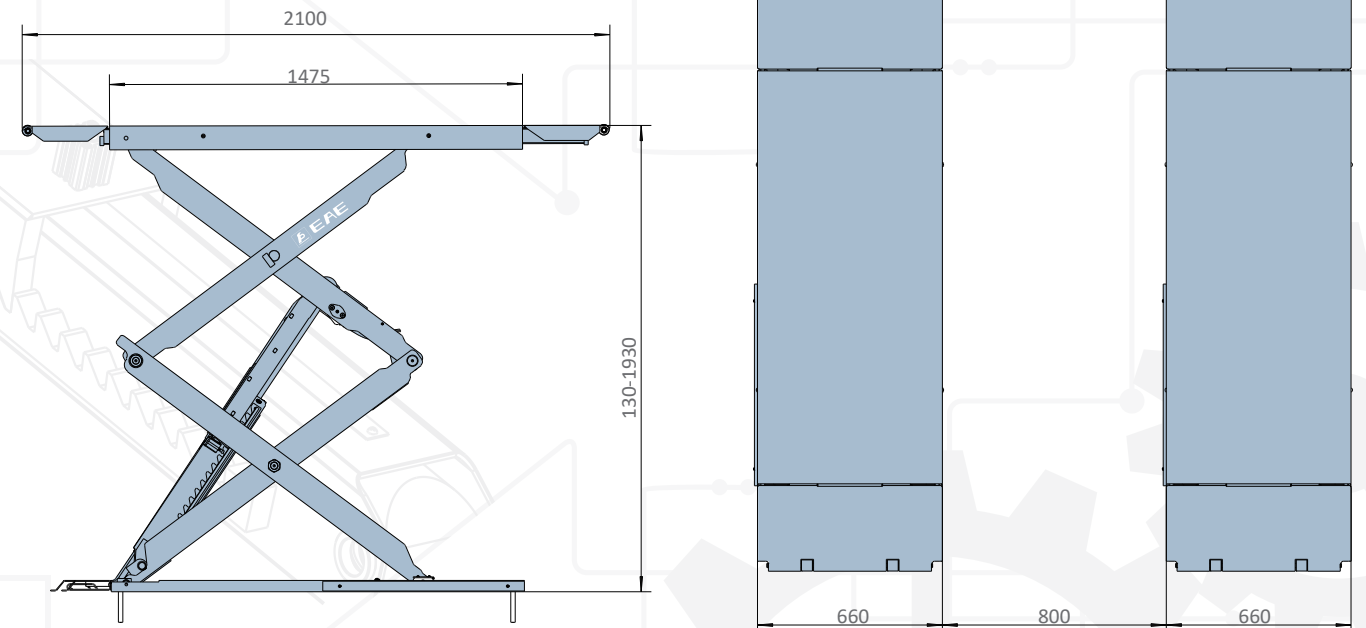
1930MM
Max. Lifting Height

CE



Optional transition ramps for low chassis

OVERALL DIMENSION



TECHNICAL DATA

MODEL NO.	65A-40T
Lifting capacity	4.0T
Max. lifting height	1930mm
Min. height	130mm
Lifting time	Approx. 55S
Motor	3.5kW/3ph
Air supply	6-8bar
Platform width	660mm
Weight	1158kg
Electricity supply	According To Customer Needs

* Machine shown with optional equipment. Actual product appearance may differ.



Anti-abrasion Slider




Height Limit Switch



Mechanical Safety Lock



24v Safe Control System



Start-Up Plate



Four Cylinder Design



65A-40T

FULL RISE SCISSOR LIFT

- 4.0T lifting capacity.
- Above-ground or recessed installation.
- 130mm initial height.
- Four cylinder design.
- Pneumatic released safety locking system.
- Drive-on ramps lock into position as platform extensions.
- Steady raising and lowering, no noise when lowered to ground.
- Durable cylinders with anti-surge valves.
- 24V safe control system.
- Height limit switch.
- Powder coated finish.
- Self-lubricated bushing and bearing.
- It has been proofed by dynamic test with 115% of rated capacity and static test with 150% capacity.

3.5T
Lifting Capacity

105MM
Drive-on Height

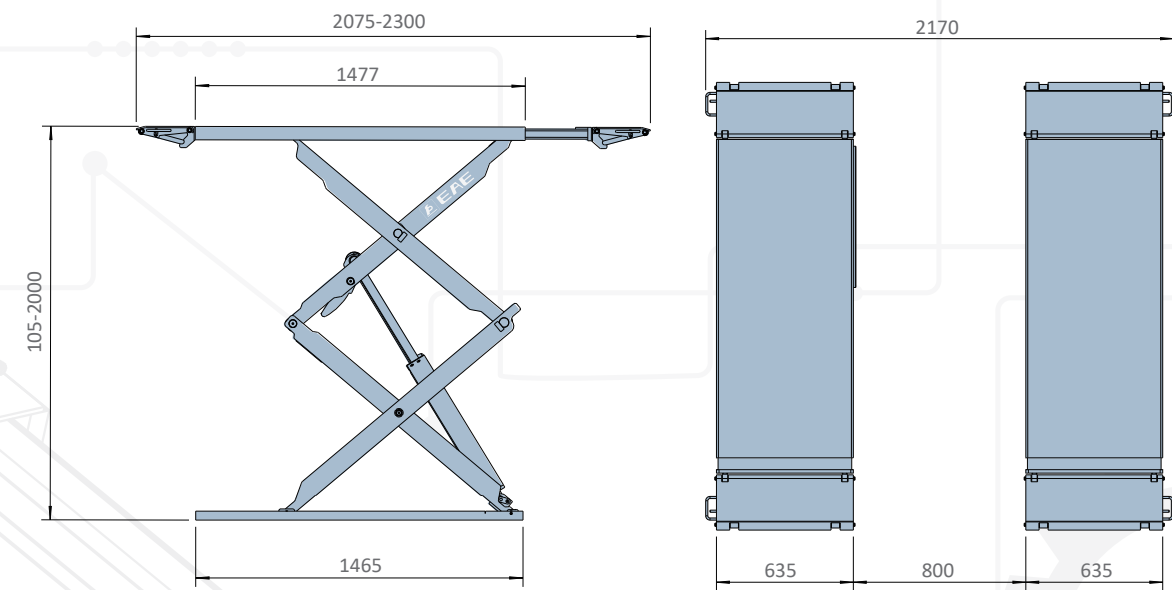
2000MM
Max. Lifting Height

2300MM
Max. Platform Length

CE




OVERALL DIMENSION



SCISSOR LIFT



Mechanical Safety Lock



Drive-on Ramp & Platform Extension



Low Voltage Control Unit



Electrical Released



6501

FULL RISE SCISSOR LIFT

- 3.5T lifting capacity.
- The profile is as low as 105mm, perfect for surface mounting.
- Platforms can be extended maximally to 2300mm. Picked-up wheelbase can be up to 3400mm.
- Users' safety is double guaranteed by using both mechanical latches and restrictive valves.
- Reliable automatic-synchronization system.
- More free space under lifted vehicles due to maximally narrowed platform width and maximally enhanced rising height.
- 24V safe control system.

TECHNICAL DATA

MODEL NO.	6501
Lifting capacity	3.5T
Max. lifting height	2000mm
Min. height	105mm
Lifting time	Approx. 45S
Motor	3.5kW/3ph
Platform width	635mm
Weight	900kg
Electricity supply	According To Customer Needs

* Machine shown with optional equipment. Actual product appearance may differ.



3.5T
Lifting Capacity

Extendable Platform
One Side or Double Sides

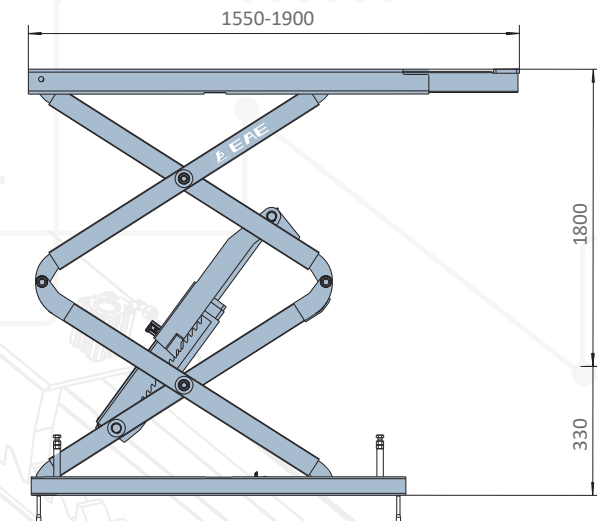
ALS (OPTIONAL)
Automatic leveling system

CE

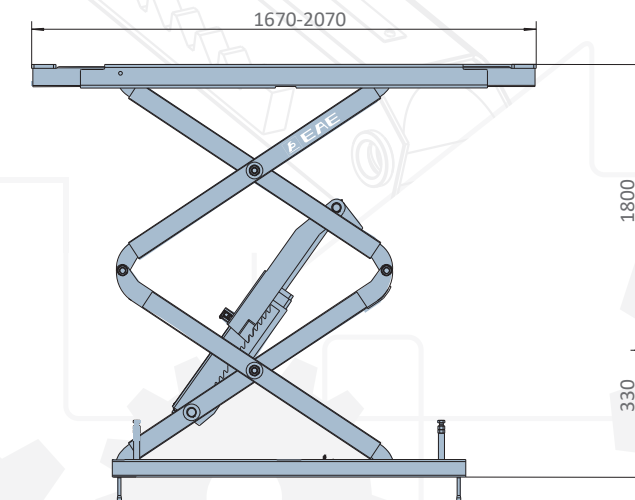


ALS
ALS Technology by EAE

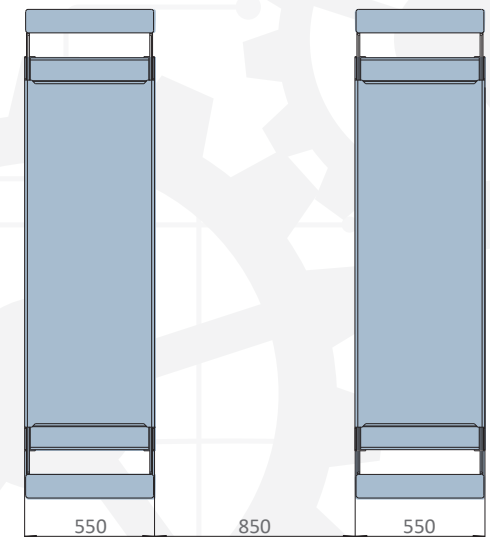
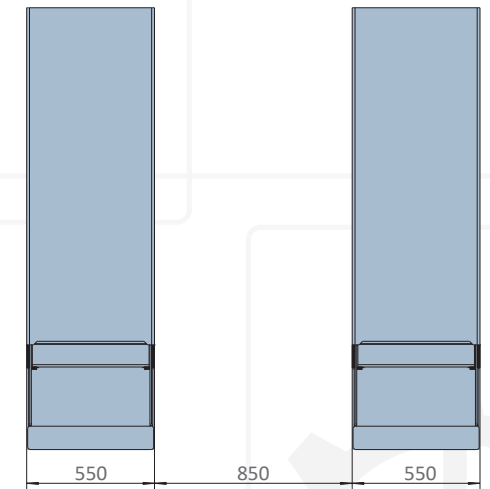
OVERALL DIMENSION



Single side platform extension



Double sides platform extension



SCISSOR LIFT

TECHNICAL DATA

MODEL NO.	6503V2
Lifting capacity	3.5T
Max. lifting height	2130mm
Min. height	330mm
Lifting time	Approx. 40S
Motor	3.5kW/3ph
Air supply	6-8bar
Platform width	550mm
Weight	741kg
Electricity supply	According To Customer Needs

* Machine shown with optional equipment. Actual product appearance may differ.



6503V2

FULL RISE SCISSOR LIFT

- 3.5T lifting capacity.
- Recessed installation.
- Infrared synchronization protection system.
- Pneumatic released safety locking system.
- Platforms can be extended for long vehicles.
- Durable cylinders with anti-surge valves.
- 24V safe control system.
- Height limit switch.
- Safety descent alarming buzzer.
- Powder coated finish.
- Self-lubricated bushing and bearing.
- Aluminum motor, no risks of overheating.



Cylinder Support



High Quality Ball Valve



Pneumatic Release
Mechanical Lock



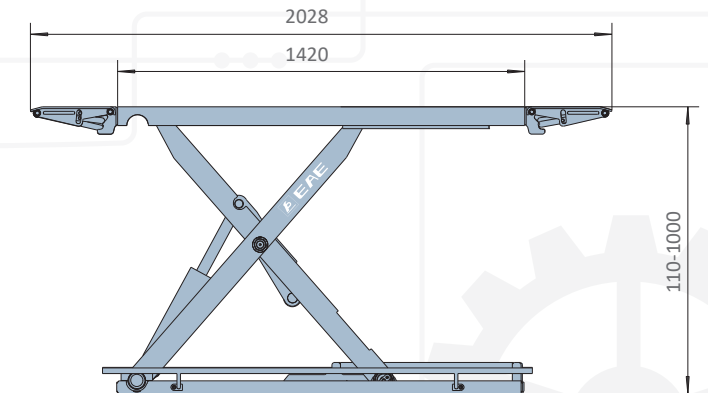
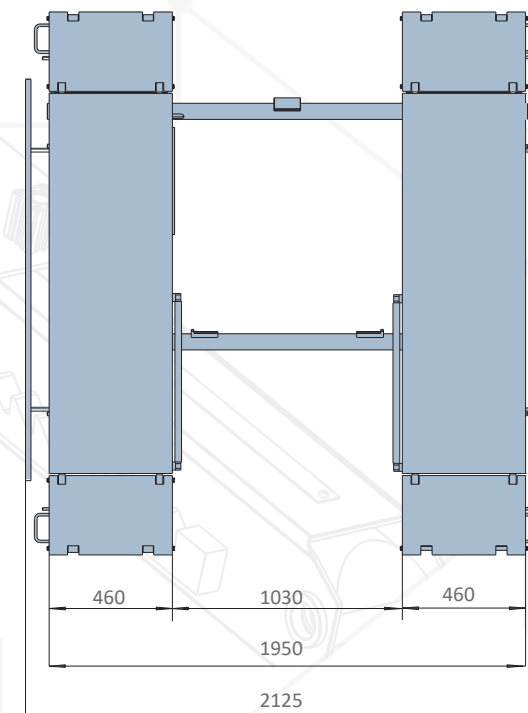
24v Safe Control System



3.5T Lifting Capacity | 110MM Drive-on Height | Starting-Up Plate for Easy Raising at Low Point | **CE**



OVERALL DIMENSION



TECHNICAL DATA

MODEL NO.	MR35
Lifting capacity	3.5T
Max. lifting height	1000mm
Min. height	110mm
Lifting time	Approx. 30S
Motor	2.2kW
Platform width	460mm
Weight	580kg
Electricity supply	According To Customer Needs


* Machine shown with optional equipment. Actual product appearance may differ.



MR35

MID RISE SCISSOR LIFT

- 3.5T lifting capacity.
- Ideal for tire service and narrow bays.
- Mobile design.
- Electrical released safety locking system.
- Durable cylinders with anti-surge valves.
- 24V safe control system.
- Height limit switch.
- Powder coated finish.
- Self-lubricated bushing and bearing.
- The safeguard against one-end tilting.
- Drive-up ramps lock into position as platform extension for long vehicles.
- Optional mobile kit makes it easy to move the lift around you garage.
- Aluminum motor, no risks of overheating.



3.0T
Lifting Capacity

105MM
Drive-on Height

Double Safety
Hydraulic and Mechanical

CE

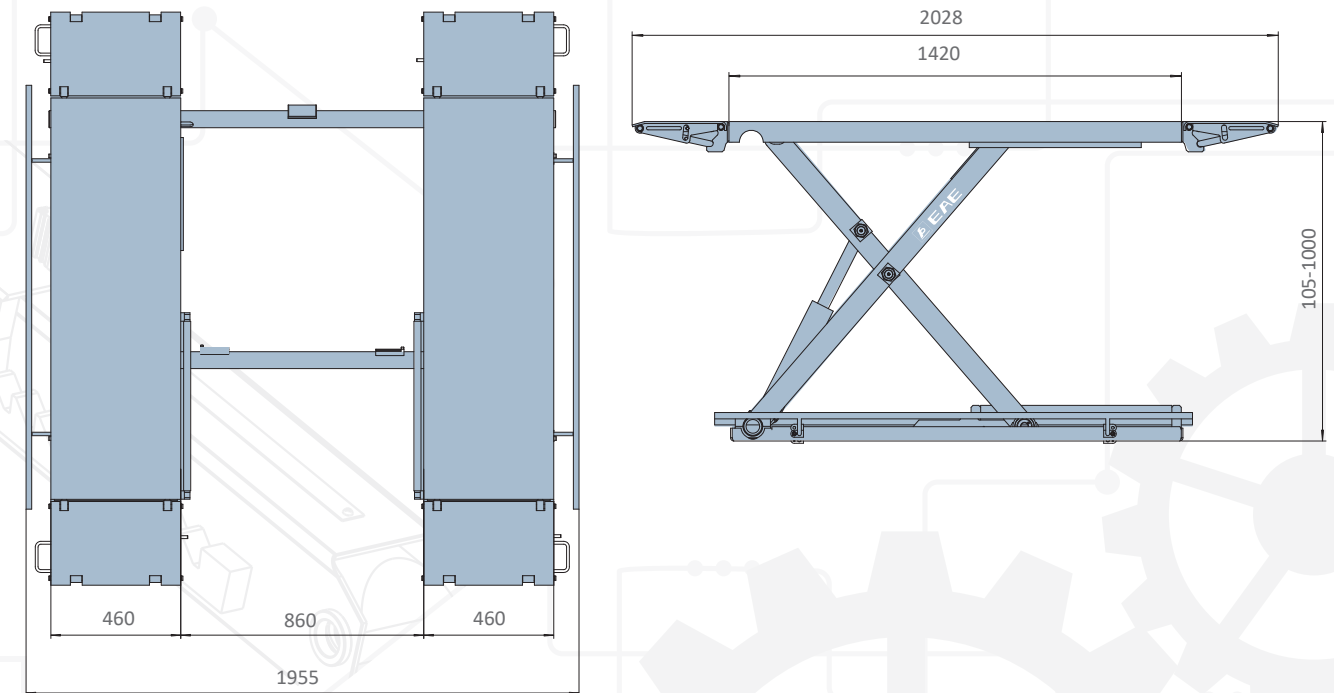


MR30

MID RISE SCISSOR LIFT

- Ideal for tire service and narrow bays.
- Mobile design.
- 3.0T lifting capacity.
- Electrical released safety locking system.
- Durable cylinders with anti-surge valves.
- 24V safe control system.
- Height limit switch.
- Powder coated finish.
- Self-lubricated bushing and bearing.
- Drive-up ramps lock into position as platform extension for longer vehicles.
- Optional mobile kit makes it easy to move the lift around you garage.
- Aluminum motor, no risks of overheating.

OVERALL DIMENSION



TECHNICAL DATA

MODEL NO.	MR30
Lifting capacity	3.0T
Max. lifting height	1000mm
Min. height	105mm
Lifting time	Approx. 30S
Motor	2.2kW
Platform width	460mm
Weight	474kg
Electricity supply	According To Customer Needs

* Machine shown with optional equipment. Actual product appearance may differ.



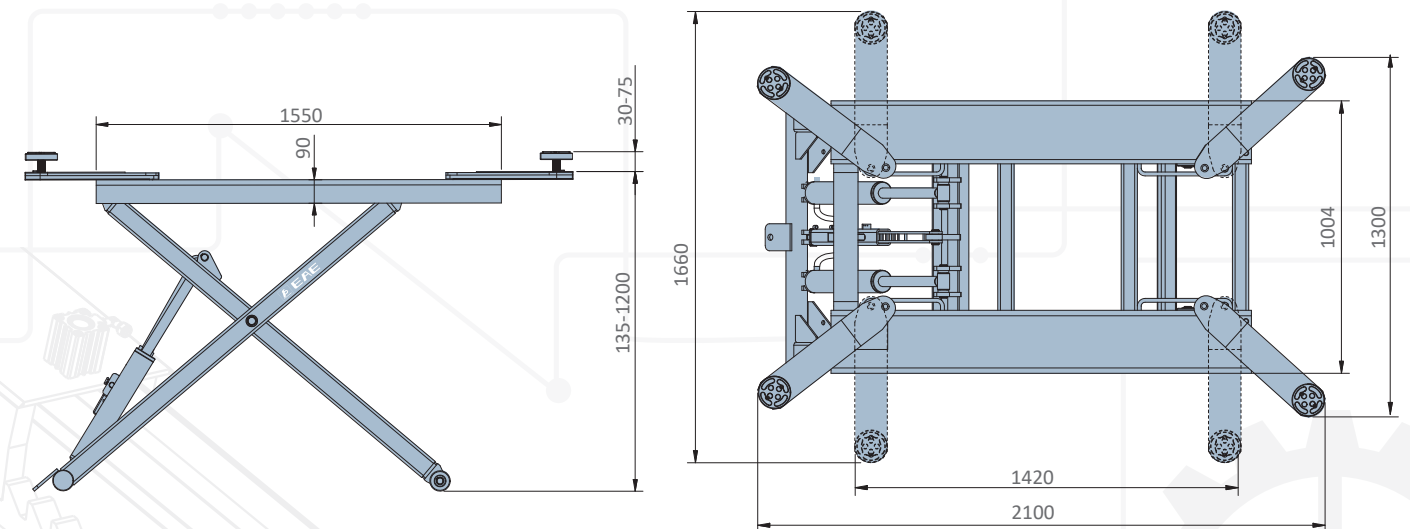
3.0T
Lifting Capacity

Movable
Easy to move

Double Safety
Hydraulic and Mechanical



OVERALL DIMENSION



TS6600

MID RISE SCISSOR LIFT

- Manual safety lock release.
- Easy to move, Mobile design.
- Dual cylinder structure, ensure stable raising and lowering.
- Ideal for tire service and narrow bays.
- Powder coated finish.
- It has been proofed by dynamic test with 115% of rated capacity and static test with 150% capacity.



TECHNICAL DATA

MODEL NO.	TS6600
Lifting capacity	3.0T
Max. lifting height	1200mm
Min. height	135mm+30mm
Lifting time	Approx. 45S
Motor	2.2kW
Weight	480kg
Electricity supply	According To Customer Needs

* Machine shown with optional equipment. Actual product appearance may differ.



1.2T
Lifting Capacity

Dual-speed system
High Efficiency

Movable
Space Saving







MS12M
Hydraulic Driven



MS12MF
Hydraulic Driven
Electric mobile kit



Reserved holes (100mm x100mm)



A max extension of 325mm in length



Electric mobile kit
(MS12MF)



A dual-speed system for fast and
precise lifting

MS12M/MS12MF

HYDRAULIC MOBILE LIFTING TABLE

- It is helpful to assemble and disassemble battery packs for electric vehicles and engine, gearbox, drive axle, fuel tank, suspension, bracket and chassis components for traditional vehicles.
- The suspend platform can tilt within a height of 40mm. The lower platform can move laterally within a distance of 20mm. This could meet multiple practical needs.
- Reserved holes (100mm x100mm) on the working table for positioning and fixing components with specialized fixtures.
- The lifting table also features a dual-speed system for fast and precise lifting.
- Maintain an ease and stable running and prolong the service time of shaft bearings.
- Oil hose with double steel wire fabrications, which has passed pressure test under 40MPa and can work under twice the nominal working pressure without breakage.
- Electric mobile kit let it be freely moved without much effort. (MS12MF)
- Electrically released mechanical locking system.
- 24V Control System Three-pin plug.
- Hand-held button control with stop function.

New Energy Vehicle



Battery Pack



Electric Engine



Engine



Gearbox



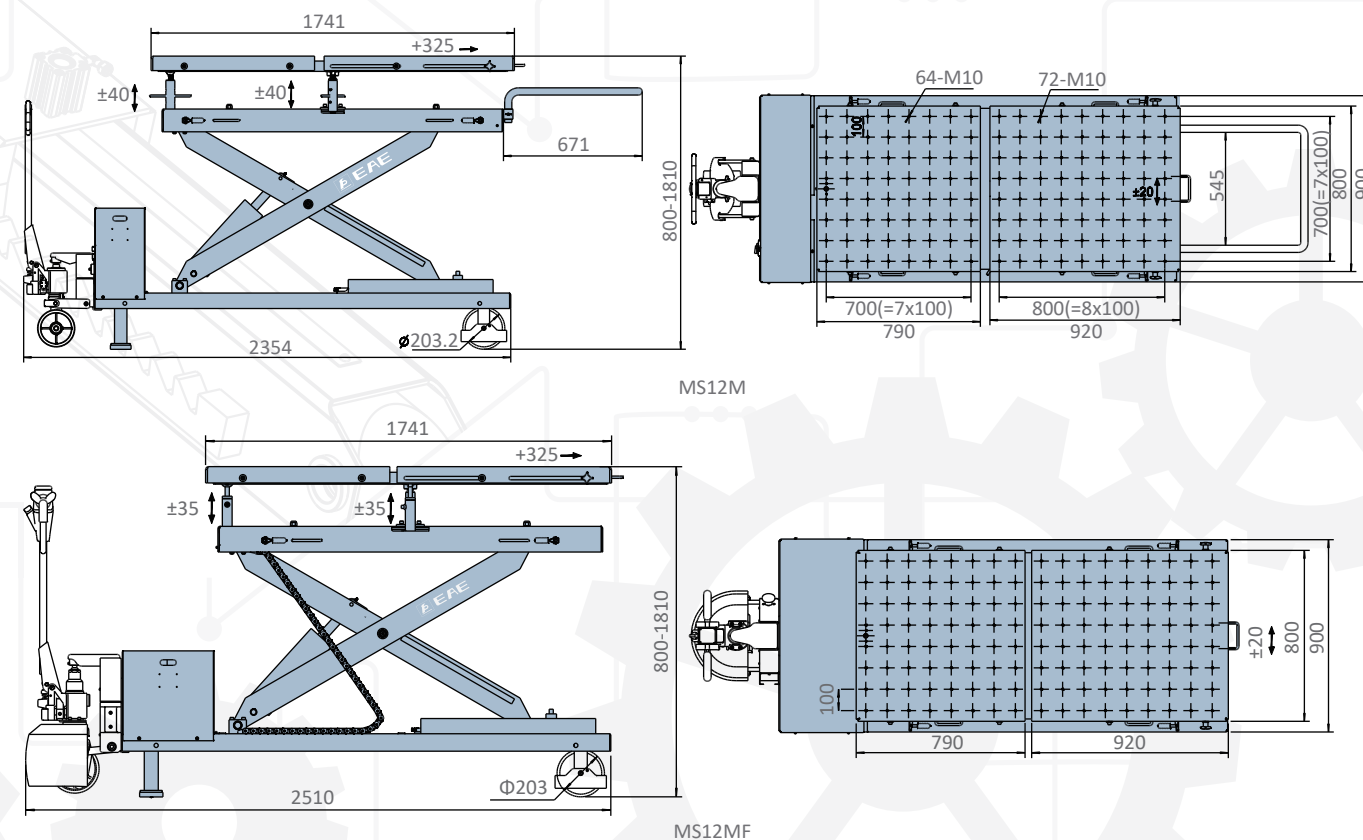
Drive Axle



Fuel Tank

Fuel Vehicle

OVERALL DIMENSION



TECHNICAL DATA

MODEL NO.	MS12M	MS12MF
Max. capacity	1.2T	1.2T
Max. height	1810mm	1810mm
Min. Height	800mm	800mm
Platform length	1741mm+325mm	1741mm+325mm
Platform width	800mm	800mm
Voltage	110V/220V/230V	DC12Vx2
Motor	1.5kW	2.0kW
Full stroke time(Normal)	Approx.45S	Approx.35S
Full stroke time(Slow)	Approx.100S	80S-90S

* Machine shown with optional equipment. Actual product appearance may differ.



1.0T
Lifting Capacity

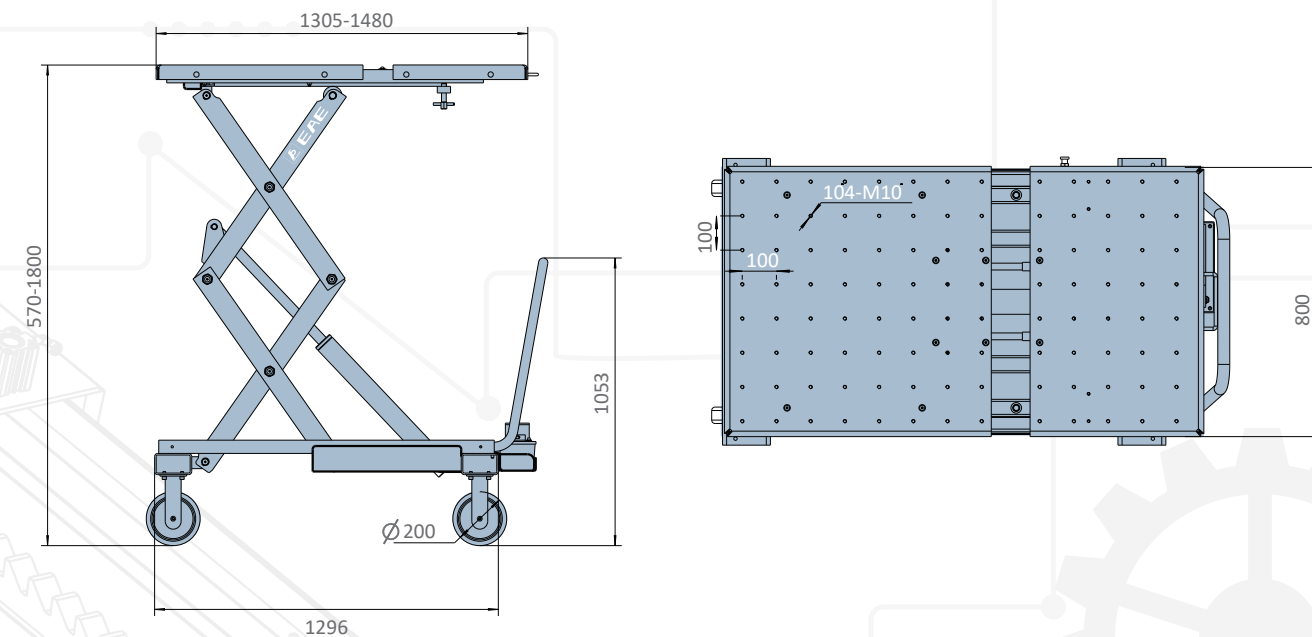
Pneumatic Driven
Hydraulic Pump

Movable
Space Saving

CE



OVERALL DIMENSION



TECHNICAL DATA

MODEL NO.	MS10
Rated Capacity	1.0T
Full rise height	1800mm
Initial height	570mm
Air supply pressure	6-8bar
Full rise time(with rated load)	110S
Platform Width	800mm
Platform Length	1305mm-1480mm

* Machine shown with optional equipment. Actual product appearance may differ.



The working table can be extended to 1480mm in length for more applications.



Control and power by foot activated pneumatic driven hydraulic pump.



Four heavy-duty and abrasion-resisting casters can steer and move easily and brake effectively.

MS10

MOBILE LIFTING TABLE

- Designed for dismantling and fixing battery packs of electric vehicles as well as engine, gearbox, drive axle, fuel tank, suspension, bracket and chassis components of traditional vehicles.
- Control and power by foot activated pneumatic driven hydraulic pump.
- The working table can be tilted by adjusting two independent screws attached with T shape handle.
- The working table can be extended to 1480mm in length for more applications.
- Reserved holes (100mmx100mm) on the working table for positioning and fixing components with specialized fixtures.
- Four heavy-duty and abrasion-resisting casters can steer and move easily and brake effectively.
- Optional non-slip rubber pad to increase friction and avoid clashing with the battery packs.
- Hydraulic cylinder and seal rings with high quality. Overload dynamic test under 115% of the rated capacity.
- Larger base frame ensures better stability and reliability.
- Reserved holes at both sides of the working table for fixing loads with proper straps.
- Powder-coating surface ensure long time use without peeling off.



6.0T

Lifting Capacity

5424MM

Long Platform

All Versions

S, B, BWF Platforms






Optional ramps for on-ground installation




Anti-abrasion Slider



LED Lighting System




Mechanical Safety Lock



Pneumatic Rear Side Slip



Wheel Free Lift
(4000kg)



Long slip plate and adjustable
turntable positions accommo-
date different size of wheelbases.

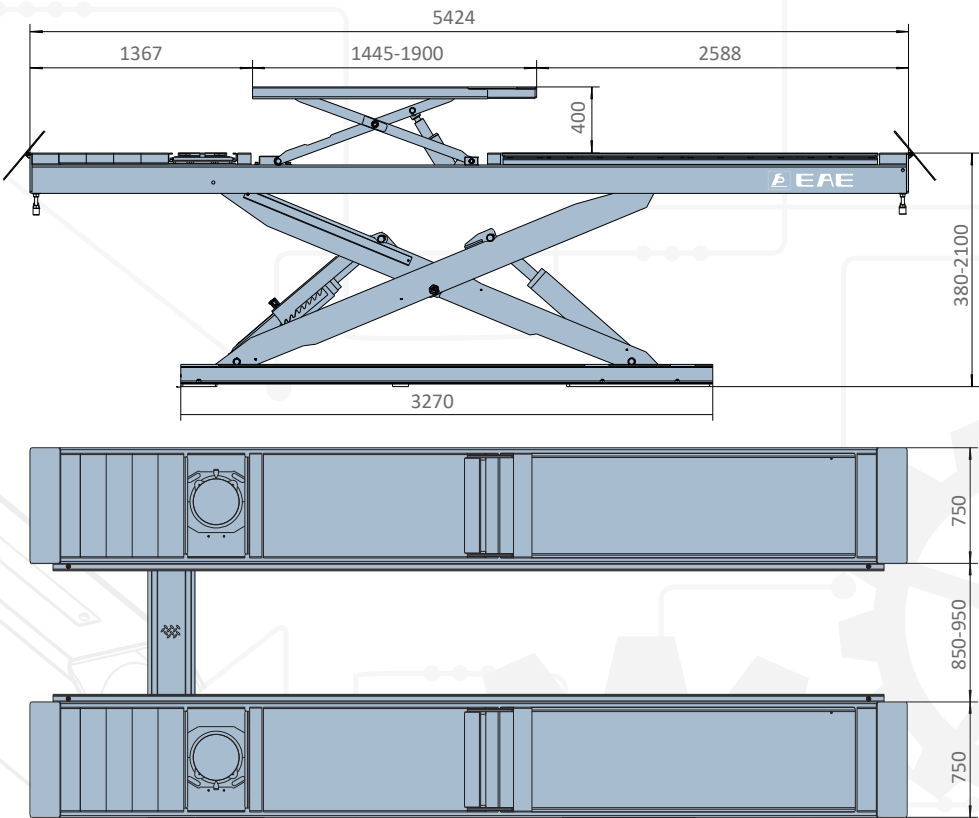


HX6

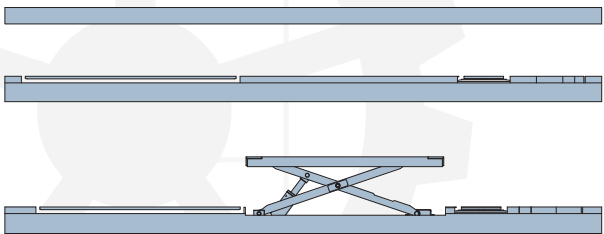
LONG PLATFORM SCISSOR LIFT

- 6.0T lifting capacity.
- Infrared synchronization protection system.
- The great planeness of runways is perfect for high accuracy wheel aligning.
- Long slip plate and adjustable turntable positions accommodate different size of wheelbases.
- Pneumatic released safety locking system.
- 24V safe control system.
- Self-lubricated bushing and bearing.
- Safety descent alarming buzzer.
- Aluminum motor, no risks of overheating.
- It has been proofed by dynamic test with 115% of rated capacity and static test with 150% capacity.

OVERALL DIMENSION



- S Flat platforms
- B Platforms with front recesses and rear slip plates
- BWF Platforms with front recesses, rear slip plates, and wheel free lifts



TECHNICAL DATA

MODEL NO.	HX6
Lifting capacity	6.0T
Max. lifting height	2100mm
Min. height	380mm
Lifting time	Approx. 55S
Motor	3.5kWx2/3ph
Air supply	6-8bar
Platform width	750mm
Weight	5255kg
Electricity supply	According To Customer Needs

* Machine shown with optional equipment. Actual product appearance may differ.



5.0T

Lifting Capacity

2130MM

Full Travel

25S

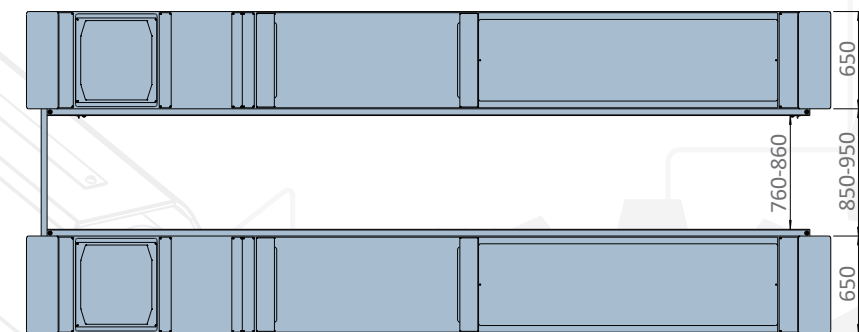
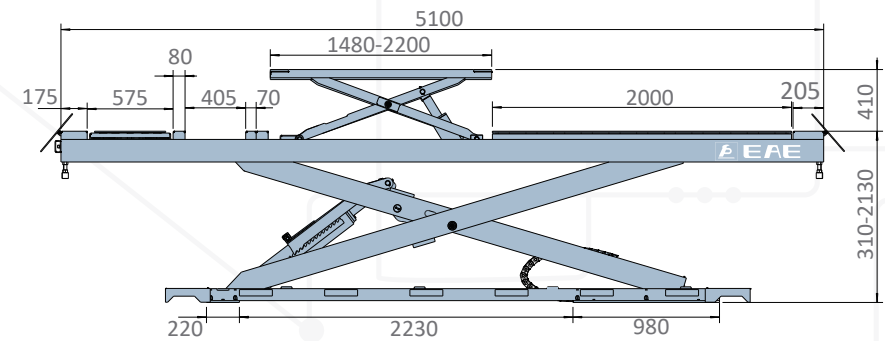
Full-Rise Time

8 DIRECTIONS

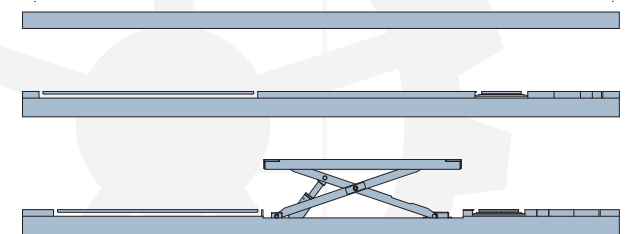
Play Detector



OVERALL DIMENSION



- S Flat platforms
- B Platforms with front recesses and rear slip plates
- BWF Platforms with front recesses, rear slip plates, and wheel free lifts



TECHNICAL DATA

MODEL NO.	HX50
Lifting capacity	5.0T
Max. lifting height	2130mm(1820mm above floor)
Min. height	310mm
Lifting time	Approx. 25S
Motor	3.5kWx2/3ph
Air supply	6-8bar
Platform width	650mm
Electricity supply	According To Customer Needs

* Machine shown with optional equipment. Actual product appearance may differ.



HX50BWF.PD8




HX50

ALIGNMENT SCISSOR LIFT


- Maximum lifting height 1820mm above floor.
- 5100mm long flat runways for general service use.
- Infrared synchronization protection system.
- The most of vehicles can be lifted by the Wheel-free Lifting Platform, which loads up to 4.0T and extends up to 2200mm.
- Only 25 seconds for raising to shorten your service time.
- Flexible positions for turning plates. Accurate wheel-alignment is efficiently done using its pneumatic-controlled slip plates together with the radius turning plates.
- Four portable LED lamps attached magnetically by the platform to provide sufficient light under vehicles.
- Optional Play Detector, with its longitudinal and transversal movement being as much as 100 mm, is made as per the DIRECTIVE 2014/45/EU.




Low Voltage Control Unit



Pneumatic Rear Side Slip



PD8 (Optional)



Infrared synchronization protection system



Pneumatic Release Mechanical Lock




Wheel Free Lift

5.0T

Max. Capacity

5100MM

Max. Platform Length






Wheel Free Lift (3500kg)




Pneumatic Release System



Pneumatic Rear Side Slip



Mechanical Lock

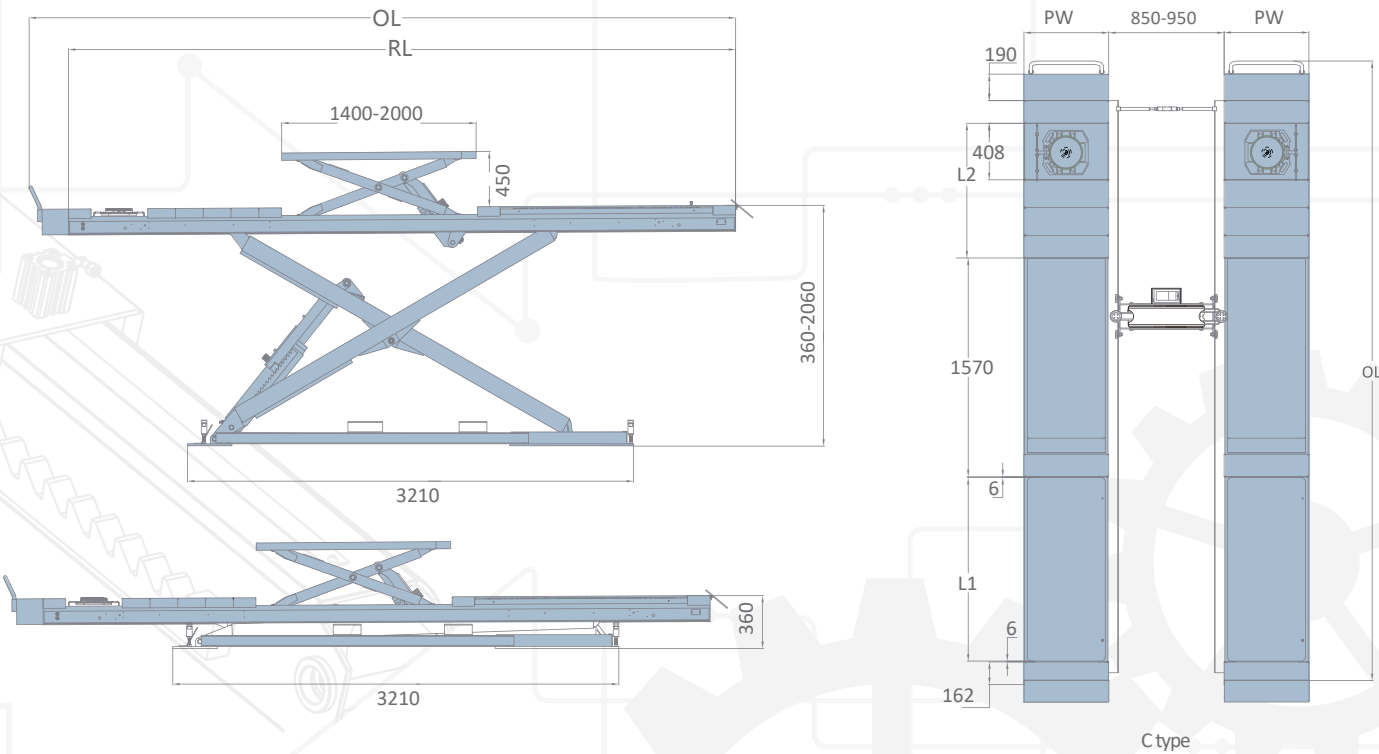


6603

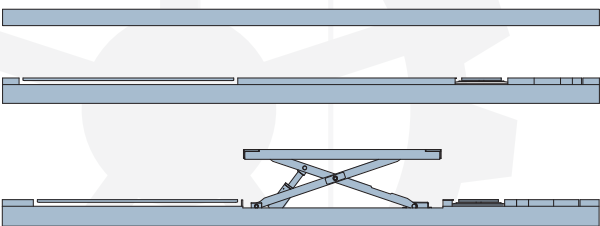
ALIGNMENT SCISSOR LIFT

- 4.2T/5.0T lifting capacity.
- Manual leveling (Automatic Leveling System or electrical leveling available).
- Infrared synchronization protection system.
- In-ground installation or above-ground installation with optional drive-on ramps.
- Long slip plate and adjustable turntable positions accommodate different sizes of wheelbases.
- Pneumatic safety locking system.
- The great planeness of runways is perfect for high accuracy wheel aligning.
- Driving-on ramps with polymer rollers.
- Reserved tracks on platforms fit for optional rolling jacks.(C Type)
- 24V safe control system.
- Self-lubricated bushing and bearing.
- Safety descent alarming buzzer.
- Aluminum motor, no risks of overheating.

OVERALL DIMENSION



- S Flat platforms
- B Platforms with front recesses and rear slip plates
- BWF Platforms with front recesses rear slip plates, and wheel free lifts



TECHNICAL DATA

Model No.	Lifting capacity	PW	RL	OL	L1	L2
6603S-48L(C)	4.2T	610	4800	5042	N/A	N/A
6603S-51L(C)	5.0T	610	5100	5342	N/A	N/A
6603B-48L(C)	4.2T	610	4800	5042	1520	1370
6603B-51L(C)	5.0T	610	5100	5342	1520	1570
6603BWF-48L(C)	4.2T	610	4800	5042	1520	1370
6603BWF-51L(C)	5.0T	610	5100	5342	1520	1570

* Machine shown with optional equipment. Actual product appearance may differ.

4.0T
Lifting Capacity

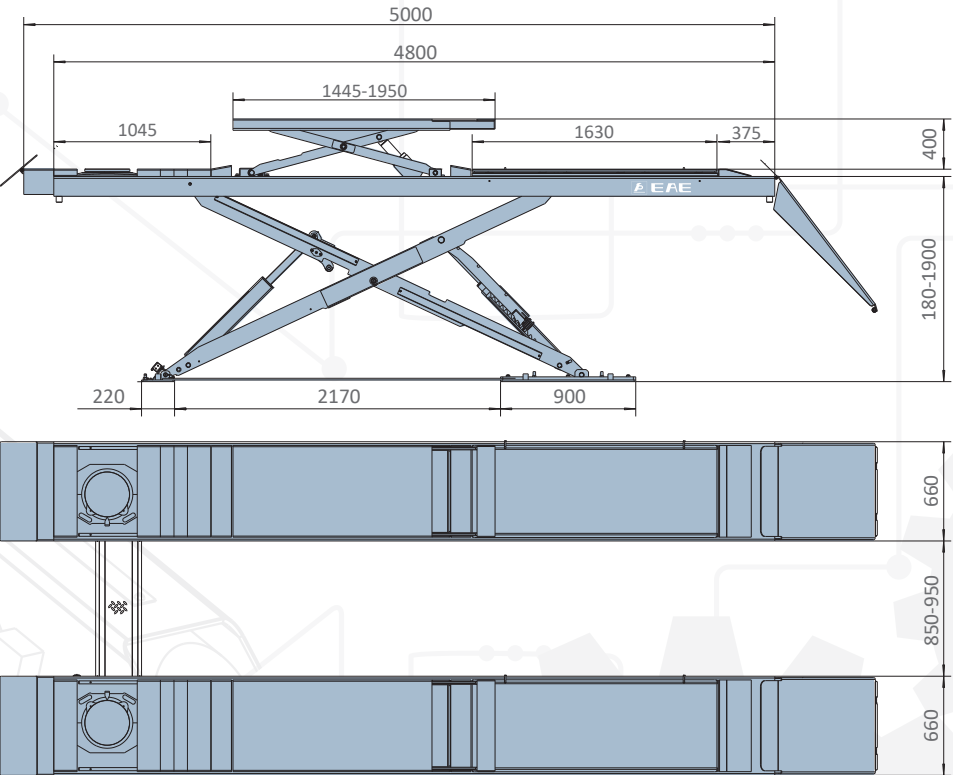
180MM
Drive-on Height

Surface Installation
No More Concrete Work, Ramps Included

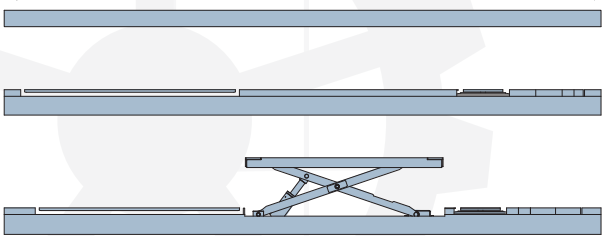
CE



OVERALL DIMENSION



- S Flat platforms
- B Platforms with front recesses and rear slip plates
- BWF Platforms with front recesses, rear slip plates, and wheel free lifts



TECHNICAL DATA

MODEL NO.	6604
Lifting capacity	4.0T
Max. lifting height	1900mm
Min. height	180mm
Lifting time	Approx. 60S
Motor	3.5kW/3ph
Air supply	6-8bar
Platform width	660mm
Weight	3260kg(BWF)
Electricity supply	According To Customer Needs


* Machine shown with optional equipment. Actual product appearance may differ.




6604

LOW PROFILE SCISSOR LIFT

- 4.0T lifting capacity.
- Above-ground installation.
- Low profile runway demands less space.
- Infrared synchronization protection system.
- The great planeness of runways is perfect for high accuracy wheel aligning.
- Long slip plate and adjustable turntable positions accommodate different sizes of wheelbases.
- Reserved tracks on platforms fit for optional rolling jacks. (exclude type BWF)
- Pneumatic safety locking system
- 24V safe control system.
- Self-lubricated bushing and bearing.
- Safety descent alarming buzzer.
- Aluminum motor, no risks of overheating.



Turntable (Optional)



Rear side slip



Anti-abrasion Slider



Drive-on Ramp



Pneumatic Release
Mechanical Lock



Wheel Free Lift (BWF)
(4000KG)

3.5T
Lifting Capacity

140MM
Drive-on Height

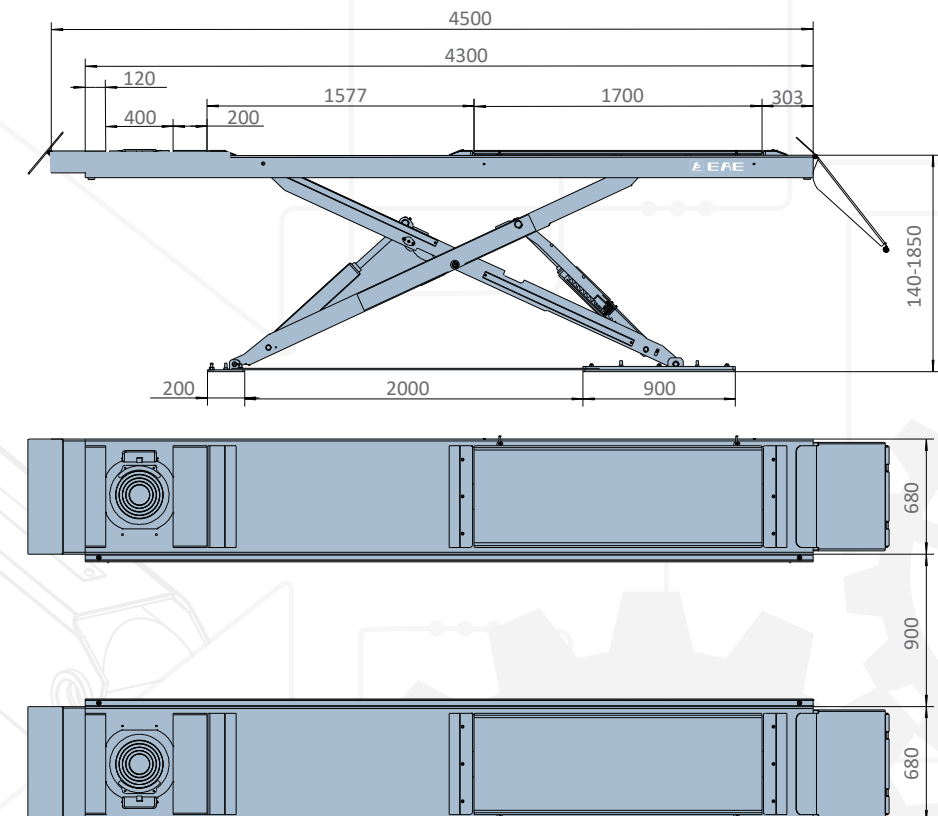
Add-On
Wheel Alignment runway kit (B type)

CE



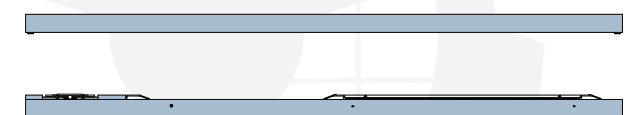
LX35B
(with optional rolling jacks)

OVERALL DIMENSION



S Flat platforms

B Added on alignment kit



TECHNICAL DATA

MODEL NO.	LX35
Lifting capacity	3.5T
Max. lifting height	1850mm
Min. height	140mm
Lifting time	Approx. 55S
Motor	3.5kW/3ph
Air supply	6-8bar
Platform width	680mm
Weight	2200kg
Electricity supply	According To Customer Needs

* Machine shown with optional equipment. Actual product appearance may differ.




LX35

LOW PROFILE SCISSOR LIFT


- Six-Cylinder mechanical structure. Reliable mechanical locking system protects against rapture of hydraulic circuit and ensure better mechanical balance when it is engaged.
- Avoid rapid descending caused by leakages of hydraulic system by applying FLOW-CONTROL technique.
- Max height switch limits the travel of runways and ensures cylinders work within the stroke.
- Protect against pinching and shearing using alarming buzzer in descending process.
- 24V safety control voltage.
- Low profile runway design is less demanding on space and suitable for surface installation in basement and other place where it is forbidden to dig a pit.
- Flat and smooth runway (type S) is better for quick body checking service.
- Aluminum motor, no risks of overheating.
- Reserved tracks for optional jacks.
- Modular design meets various practical needs. It is possible to extend S runway to B runway with extra accessories.



Reserved tracks for
optional jacks



Turntable (Optional)



Add-on alignment kit



Mechanical Safety Lock




Low profile runway, 140mm initial drive-on height




3.0T 
CJ



3.0T 
SCJ



4.0T 
SCJ



MAIN FEATURES


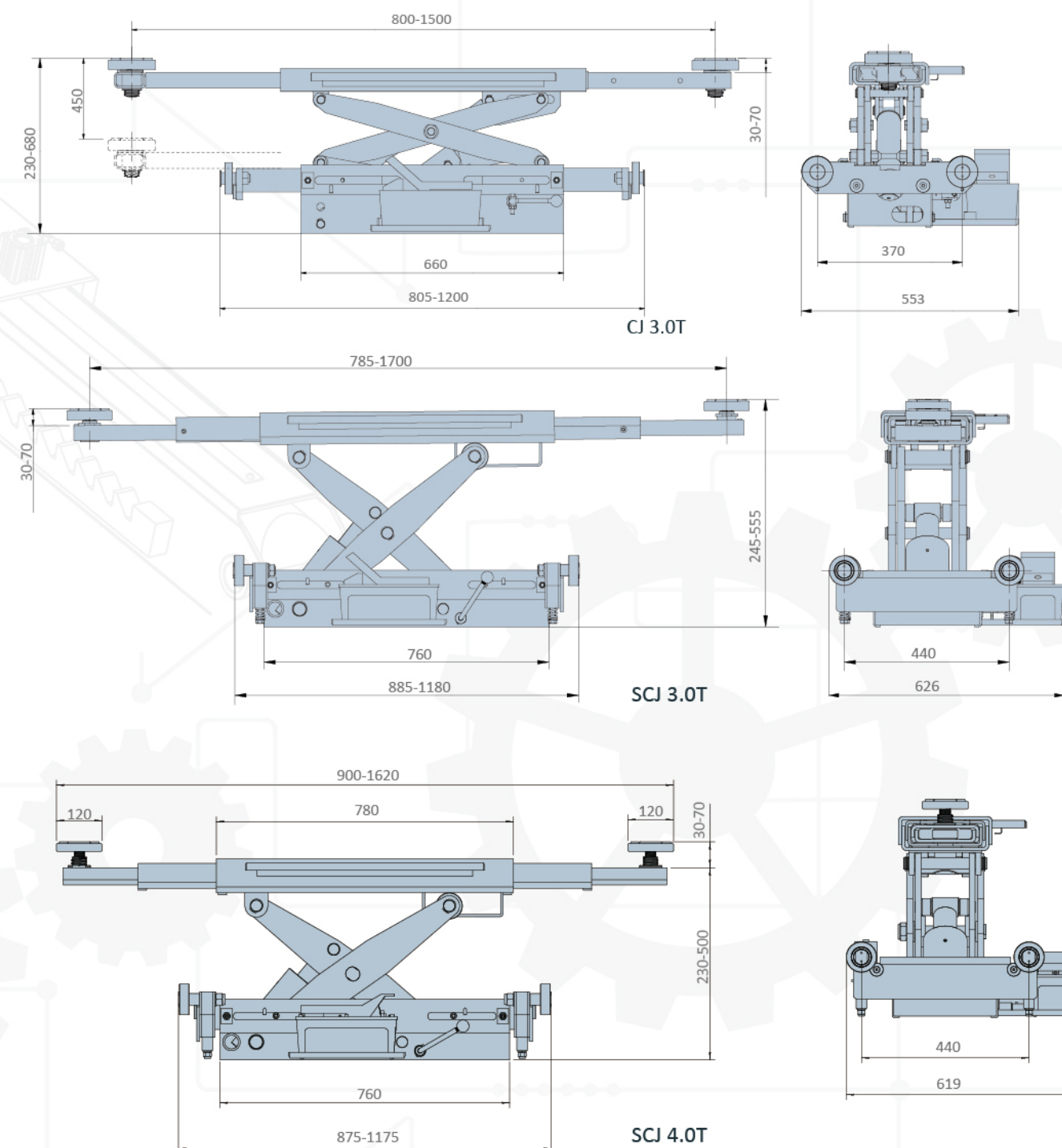
- Durable and compact scissor carrying structure.
- Adjustable width between support wheels to fit different widths between runways.
- Extendable jacking beam for various wheelbases.
- With manual release mechanical safety locking unit.
- Steel-made sliding rolls with ball-bearings move easily and smoothly on the track.
- Manual or pneumatic drive.

TECHNICAL DATA

Model NO.	CJ		SCJ	
Type	Manual Pump	Air Pump	Manual Pump	Air Pump
Lifting capacity	3.0T	3.0T	3.0T/4.0T	3.0T/4.0T
Max stroke	450mm	450mm	310mm/270mm	310mm/270mm
Initial height	230mm	230mm	245mm/260mm	245mm/260mm
Platform width	805-1200mm	805-1200mm	885-1180mm/780-1500mm	885-1180mm/780-1500mm
Width between adapters	800-1500mm	800-1500mm	785-1700mm/900-1150mm	785-1700mm/900-1150mm
Support beam	Two stage	Two stage	Three stage	Three stage
Air supply	/	6-8bar	/	6-8bar
Rated oil pressure	24MPa	24MPa	24MPa	24MPa
Weight	160kg	160kg	170kg	170kg

* Technical data and composition presented in this catalogue may vary. Pictures reproduced are only indicative.

OVERALL DIMENSION



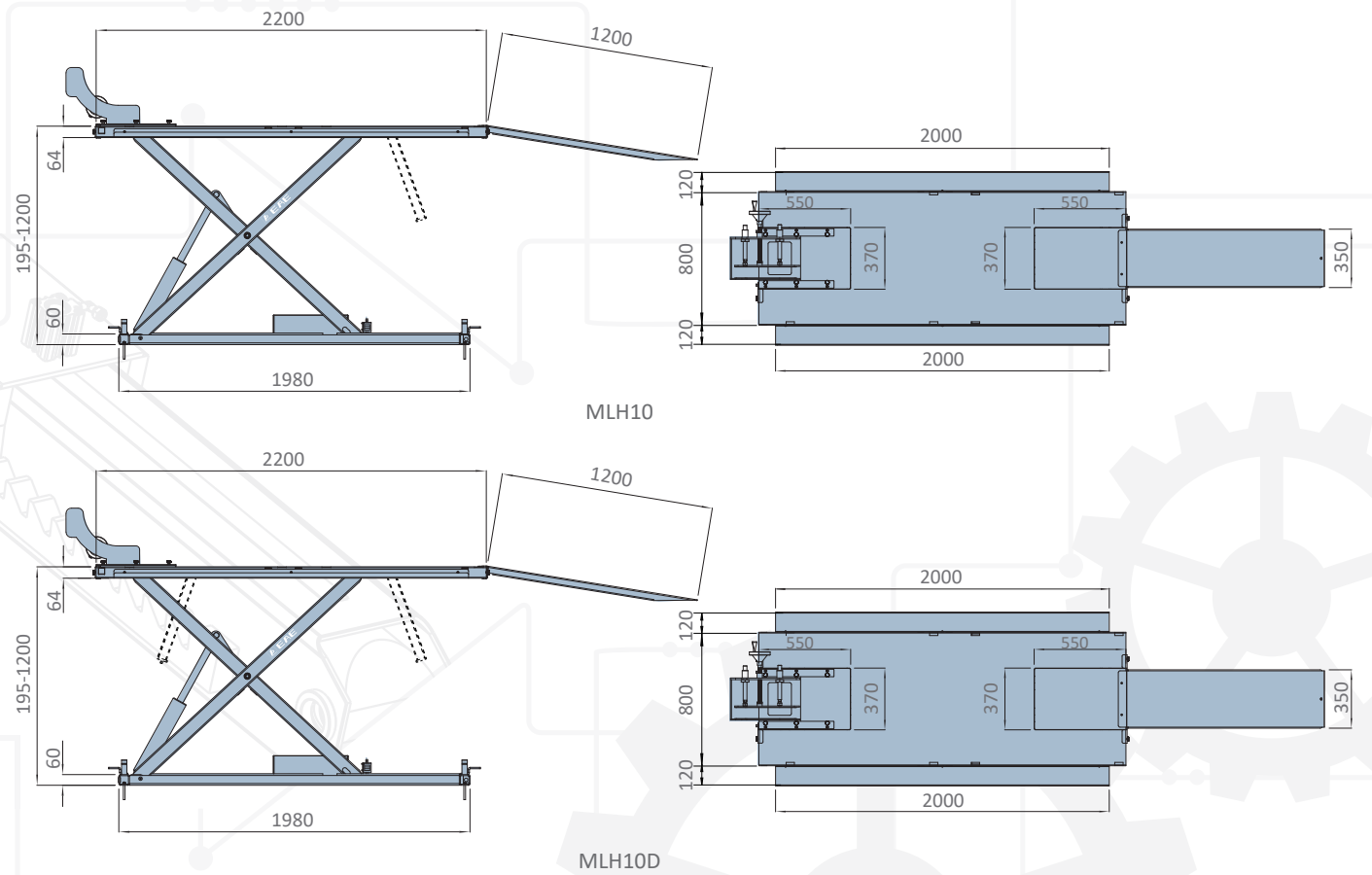
1.0T
Lifting Capacity

Max Lifting Height
1200mm

Hydraulic
Driven System



OVERALL DIMENSION



TECHNICAL DATA

MODEL NO	MLH10/MLH10D
Rated load	1.0T
Platform length	2200mm
Platform width	800mm
Rise height	1200mm
Initial height	195mm
Rise time	Approx.30s
Voltage	220V
Power	0.75kw

* Machine shown with optional equipment. Actual product appearance may differ.


MLH10/MLH10D

HYDRAULIC LIFTING TABLE

- With a maximal lifting capacity of 1.0T, a rise height of 1200mm and the platform being as wide as 800mm, it is fit for service and repair to various sizes of motorcycle. Surface mounting.
- Built-in power unit. Good looking and space saving.
- Rising and lowering movement is easily done using a magnetic hand-held control unit with 24V operative voltage.
- Electrical release device. It is very convenient to disengage the mechanical locking unit for lowering operation.
- The ramp is made as low as an angle of 10 degrees for easier drive-on.
- The drop-down plates are available at both ends of the platform for model EE-MLH10D.
- The drop-down plate is available at the rear side of the lifting platform for model EE-MLH10.
- Robust and automatic mechanical locking device.
- Protective device against leakage. No unexpected collapse in case of oil hose breakage.
- Hydraulically protected against overloading.
- Standard manually-operated wheel-clamping device. Its width is adjustable so as to fit the most types of tires.
- Tool tray at both sides.
- Each side of the lifting platform is reserved with 4 slots for binding straps so as to satisfy stability requirement in various working circumstances.



Manually operated wheel clamp.



Drive-on ramp
As low as an angle of 10 degrees.



A horizontal type of power unit saves your space.




Electrical release device



Mobile kit



Magnetic hand-held control unit with 24V operative voltage.



HYDRAULIC LIFTING TABLE

8.0T

Lifting Capacity

Wireless Control

Steady & Smart

Presetable Rising Height

Optimal Levelness








HMI control panel,
portable and recharged
wirelessly




Low Voltage Control Unit




Mechanical Locking Device
Pneumatic Release



Unique Arm Structures



LED Lighting System



Pneumatic Rear Side Slip



EX8

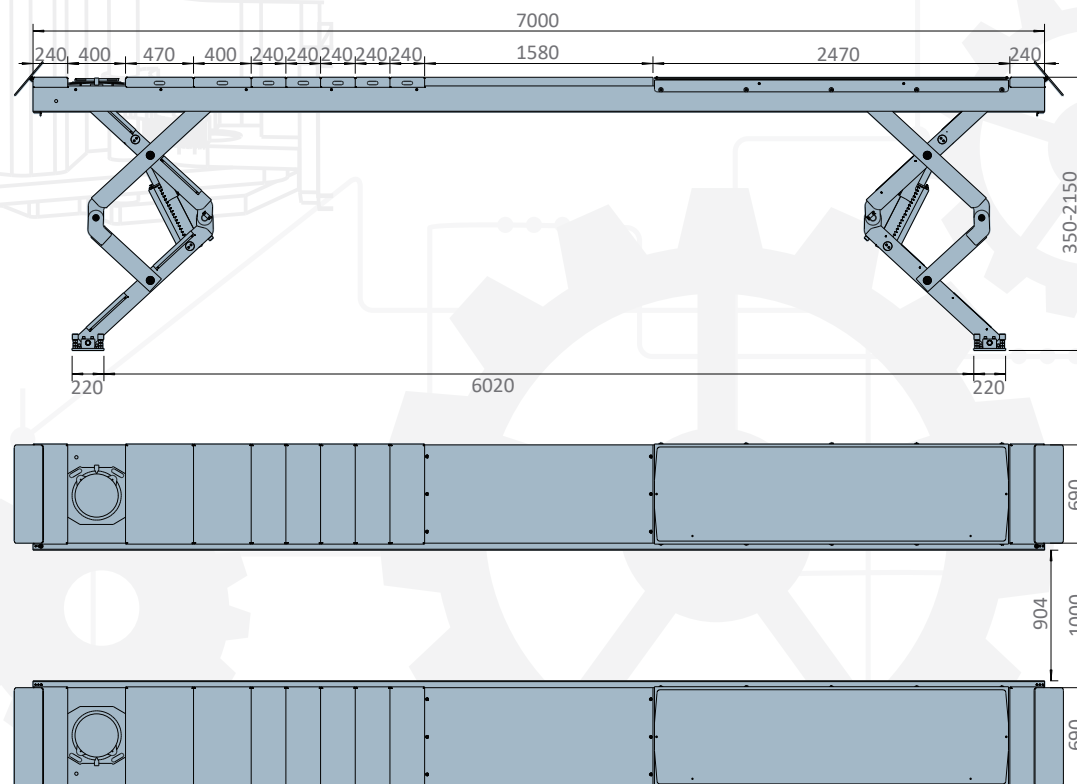
INDEPENDENT 2-PLATFORM LIFT

- The maximum height: 2150mm.
- Platform length: 6000mm/7000mm.
- Modular formations of platform: Fabricate Type B platform from Type S simply with optional wheel alignments kits.
- Maximum open space around and under the lift for easier access due to unique arm structures.
- Independent power unit for each platform. Less and easier connection work before initial commissioning.
- Synchronization is assured by the latest patented wireless control technology.
- Deviation in height at four ends of the runway can be constantly detected and cleared by the control system.
- Dual control units design , flexible arrangements of control positions let you always be able to control at the position which is closer.
- Mechanical safety latches with locking status detecting device constantly guard against unexpected desynchronization.
- Standard cabled hand-held control as a backup. Standard magnetic LED lights. Standard rails for optional jacking beams.



Easily extend to lift longer and heavier vehicles, such as Lorries.

OVERALL DIMENSION



TECHNICAL DATA

MODEL NO.	EX8
Lifting capacity	8.0T
Max. lifting height	2150mm
Min. height	350mm
Longer Platform	6000/7000mm
Capacity of motor	3.5kWx2
Lifting time	85S
Electricity supply	According To Customer Needs

* Machine shown with optional equipment. Actual product appearance may differ.

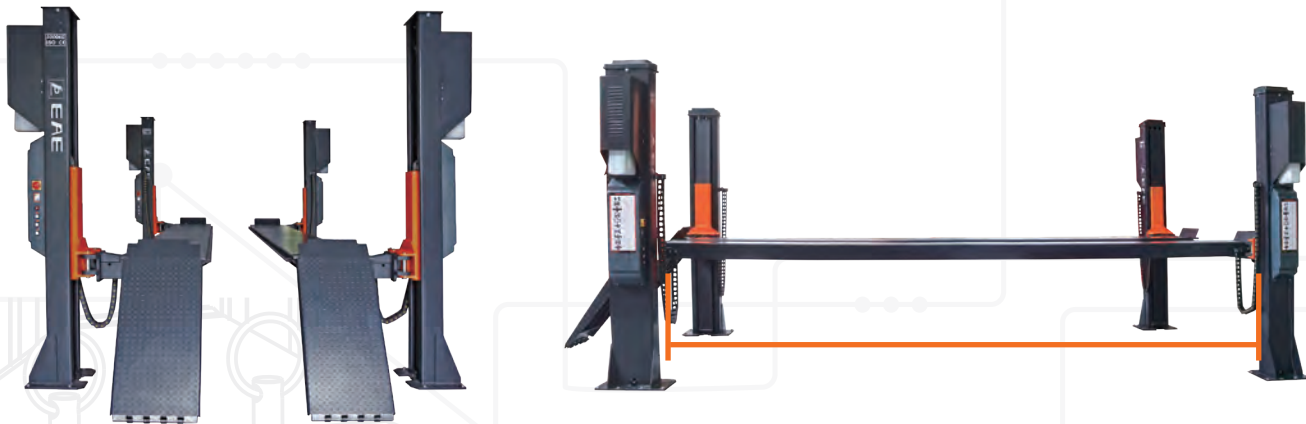
10T
Lifting Capacity

Wireless
Signal Processing

HMI Screen

CE

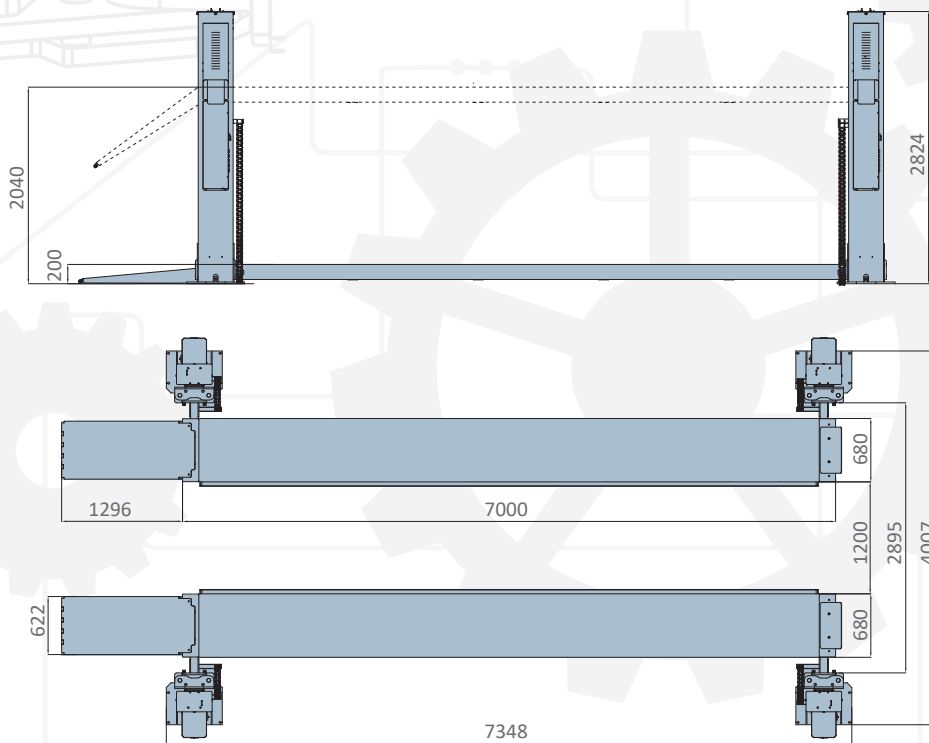
QUIKMULTI



Open space at front and rear ends , no crossbeams.
Technician-friendly Adjustable width to fit various applications

The platform length being up to 7000mm

OVERALL DIMENSION



E410S

INDEPENDENT 4-POST LIFT

- With a maximum load of 10000kg and the platform length being up to 7000mm, it can lift a wider range of Passenger cars including SUV, vans, campers, and motorhomes, Buses, Heavy-duty Pick-ups and Trucks.
- Complete power unit and control panel available at each of the four columns enables efficient control.
- Fast and steady wireless transmitting.
- HMI screen for setting up the control system.
- Synchronize through wireless control technology, which effectively detects and controls deviation.
- Hydraulic drive, no more wire ropes.
- Open space at front and rear ends , no crossbeams. Adjustable width to fit various applications.
- Easily extend to lift longer and heavier vehicles, such as Lorries.
- Both wired and wireless means of signal transmitting are available.

TECHNICAL DATA

MODEL NO.	E410S
Lifting capacity	10T
Max. lifting height	2040mm
Min. height	200mm
Longer Platform	7000mm
Capacity of motor	3.5kWx4/3ph
Lifting time	35S
Electricity supply	According To Customer Needs

* Machine shown with optional equipment. Actual product appearance may differ.




Independent and identical control panel available at each columns




Cantilever beam




Intelligent Control System



HMI Screen



Car barrier



Drive-on ramp

8.0T/10T
Per Column

Wired and Wireless
Signal Processing

HMI Screen

CE

QUICKMULTI



HDM88 64T

AC Power Supply Available.



HMI Screen
(Optional weight indicator)



Control is only permitted
at a authorized column



Wireless communication



Accurate control for
synchronization



HDM SERIES

HEAVY DUTY MOBILE COLUMN

- Each column has a maximum lifting capacity of 8.0T/10T.
- A maximum combination of 48 independent columns.
- Wireless and wired signal processing.
- Easier means for setting up the networks and selecting control modes.
- Battery powered, the lifting procedure starts without much work for setting up.
- HMI screen for setting networks, working modes and displaying crucial parameters.
- Tap the ID card to activate and access the control system.
- Audible warning for the final travel of lowering movement.
- The lifting system is battery powered. Each column has a charger rating AC110-240V-1Ph.
- DC24V safe control voltage.
- Adjustable wheel pick-up fork accommodates tire diameter from 500 to 1250mm.



Adjustable wheel supports accommodate
tire diameters from 600mm to 1250mm



Support Stands
(Optional)

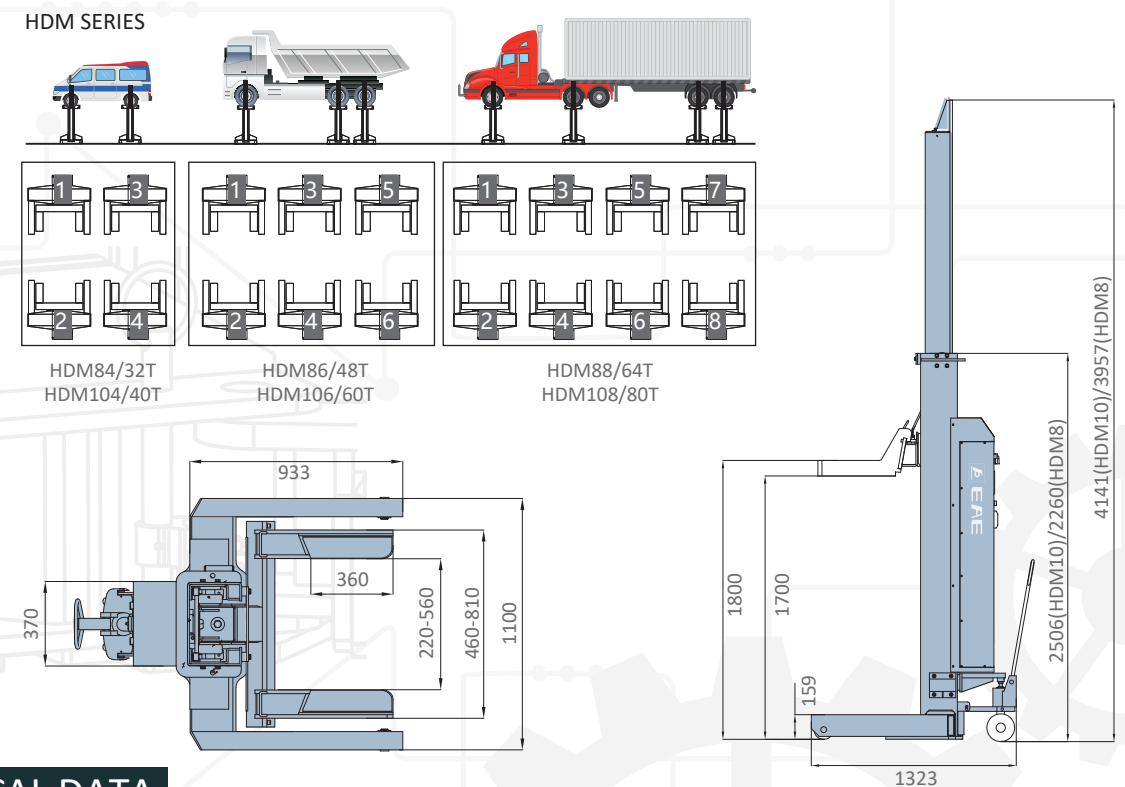


Crossbeam support and
Triangle height extension
support (Optional)



Height extension support
200mm and Beam support
(Optional)

OVERALL DIMENSION



TECHNICAL DATA

MODEL NO.	HDM8	HDM10
Lifting capacity	8.0T	10T
Locking release	Electric	Electric
Max. lifting height	1800mm	1800mm
Min. height	159mm	159mm
Full-rise time under rated load	Approx. 85S	Approx. 85S
Motor power	2.2kW	2.2kW
Oil reservoir	14L	14L
Relief Pressure	14Mpa	17Mpa
Approximate Tire Size	500-1250mm	500-1250mm

* Machine shown with optional equipment. Actual product appearance may differ.



15T
Lifting Capacity

8000MM
Long Runways of Each Platform

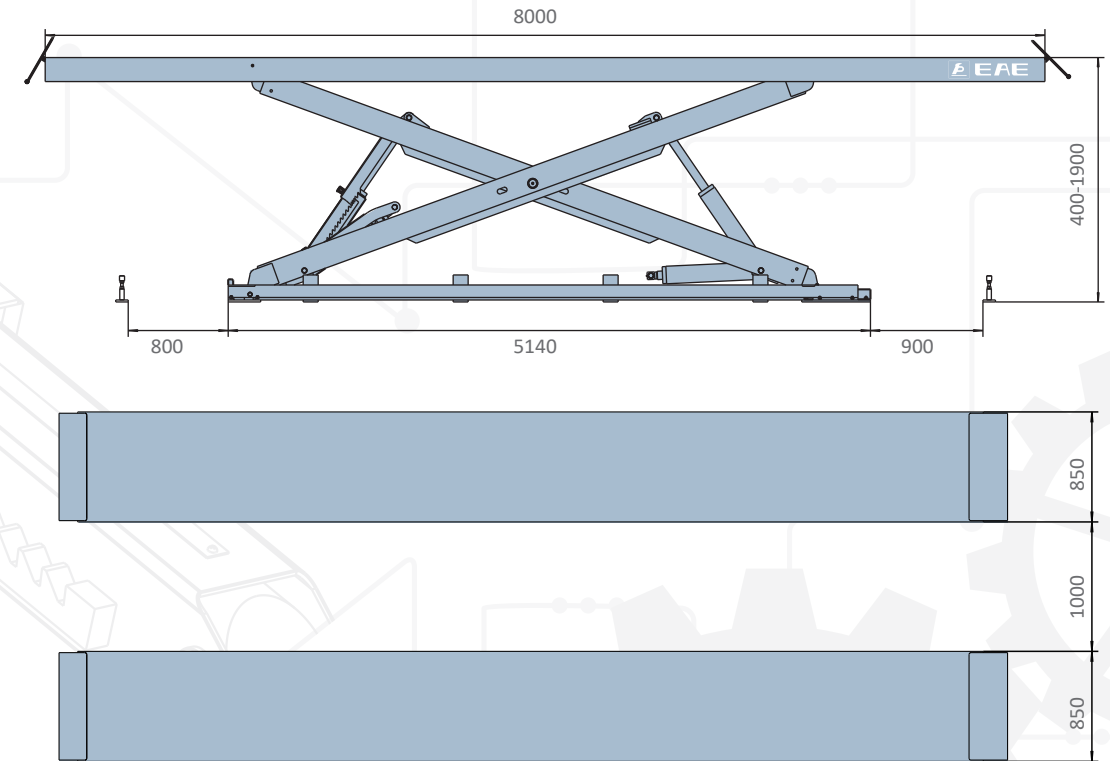
Digital Data





HX150 15T

OVERALL DIMENSION



TECHNICAL DATA

MODEL NO.	HX150
Lifting capacity	15T
Max. lifting height	1900mm
Min. height	400mm
Complete rise time under rated load	Approx. 85S
Motor power	3.5kWx2
Air supply	6-8bar
Oil reservoir	40L
Platform width	850mm
Electricity supply	According To Customer Needs

* Machine shown with optional equipment. Actual product appearance may differ.




HX150

HEAVY DUTY SCISSOR LIFT

- Hydraulic synchronization by four cylinders. The mechanical safety locking unit automatically releases before descending.
- Safe low control voltage (24V) for all control buttons and switches.
- Constantly read the height and working status of each platform through visual monitor.
- CLOSED-LOOP control system, the two platforms automatically align with each other during every rising and lowering cycles. In normal working, the height deviation is limited within 20mm.
- The lifting system stops working in case that the height deviation exceeds 20mm.
- At most 6 platforms can work together synchronously.



Constantly feed back the height and working status of each platform through visual monitor.



Limit switch to ensure the cylinders work within its maximal stroke.



sensor



4-cylinder synchronizing structure



EAE Automotive Equipment Company Limited

EAE Wujiang | 1089 North Yunlian Rd.
Wujiang Suzhou
Tel 0086-512-63032886

EAE Shanghai | Rm 501, Bldg 2, No.600,
West Yunling Rd. Putuo, Shanghai
Tel/Fax 0086-21-32500750/32500785

EAE UK | 101 Longden Road, Shrewsbury,
Shropshire SY3 9PS
Tel/Fax 44 844 800 7522/44 844 800 7523



www.eae-ae.com Toll Free Call:400 9911 109 sales@eae-ae.com